

2012/01/13 EUTRx	2012/01/20 EUTRx	2012/01/27 EUTRx	2012/02/03 EUTRx	2012/02/10 EUTRx	2012/02/17 EUTRx
8,469,490	8,227,738	7,838,360	8,386,620	8,396,362	8,231,779
1,365,723	1,332,905	1,291,466	1,357,246	1,377,064	1,329,446
198,357	193,226	188,187	194,964	200,601	198,681
2,048,198	2,015,901	1,934,038	2,031,761	2,033,049	2,000,787
708,312	692,645	670,328	712,690	708,927	684,732
1,886,140	1,796,545	1,695,144	1,830,911	1,832,152	1,809,806
650,576	636,444	603,778	654,117	641,919	649,434
1,612,184	1,560,072	1,455,419	1,604,931	1,602,650	1,558,893
8,469,490	8,227,738	7,838,360	8,386,620	8,396,362	8,231,779

13.7	13.3	12.9	13.6	13.8	13.3
3.0	2.9	2.8	2.9	3.0	3.0
41.0	40.3	38.7	40.6	40.7	40.0
21.2	20.8	20.1	21.4	21.3	20.5
75.4	71.9	67.8	73.2	73.3	72.4
39.0	38.2	36.2	39.2	38.5	39.0
129.0	124.8	116.4	128.4	128.2	124.7
322.3	312.2	295.0	319.4	318.7	312.9

2012/02/24 EUTRx	2012/03/02 EUTRx	2012/03/09 EUTRx	2012/03/16 EUTRx	2012/03/23 EUTRx	2012/03/30 EUTRx
7,919,014	8,894,547	8,618,055	8,238,496	7,986,979	8,159,404
1,281,004	1,412,394	1,385,138	1,339,355	1,311,232	1,322,454
189,318	212,086	207,306	205,175	192,796	191,879
1,926,520	2,146,918	2,067,955	1,977,236	1,948,165	1,990,219
683,706	760,671	737,152	714,539	692,787	707,556
1,720,587	1,948,642	1,875,887	1,805,137	1,719,569	1,775,618
614,941	713,838	680,668	645,508	628,753	658,812
1,502,938	1,699,998	1,663,949	1,551,546	1,493,677	1,512,866
7,919,014	8,894,547	8,618,055	8,238,496	7,986,979	8,159,404

12.8	14.1	13.9	13.4	13.1	13.2
2.8	3.2	3.1	3.1	2.9	2.9
38.5	42.9	41.4	39.5	39.0	39.8
20.5	22.8	22.1	21.4	20.8	21.2
68.8	77.9	75.0	72.2	68.8	71.0
36.9	42.8	40.8	38.7	37.7	39.5
120.2	136.0	133.1	124.1	119.5	121.0
300.6	339.8	329.4	312.5	301.8	308.7

2012/04/06 EUTRx	2012/04/13 EUTRx	2012/04/20 EUTRx	2012/04/27 EUTRx	2012/05/04 EUTRx	2012/05/11 EUTRx
8,537,435	8,120,425	8,115,483	8,255,699	8,770,748	8,152,744
1,351,771	1,330,947	1,313,770	1,351,314	1,392,200	1,321,258
205,525	202,082	208,611	198,534	216,422	204,934
2,072,855	1,979,017	1,975,352	1,991,462	2,102,921	1,983,488
741,174	706,575	728,585	741,427	783,483	718,178
1,857,322	1,758,891	1,741,258	1,776,930	1,913,749	1,758,181
685,446	638,319	649,055	657,771	712,984	648,911
1,623,342	1,504,594	1,498,852	1,538,261	1,648,989	1,517,794
8,537,435	8,120,425	8,115,483	8,255,699	8,770,748	8,152,744

13.5	13.3	13.1	13.5	13.9	13.2
3.1	3.0	3.1	3.0	3.2	3.1
41.5	39.6	39.5	39.8	42.1	39.7
22.2	21.2	21.9	22.2	23.5	21.5
74.3	70.4	69.7	71.1	76.5	70.3
41.1	38.3	38.9	39.5	42.8	38.9
129.9	120.4	119.9	123.1	131.9	121.4
325.6	306.1	306.1	312.2	334.0	308.2

2012/05/18 EUTRx	2012/05/25 EUTRx	2012/06/01 EUTRx	2012/06/08 EUTRx	2012/06/15 EUTRx	2012/06/22 EUTRx
8,160,756	8,436,049	7,779,099	8,429,255	8,091,145	8,214,130
1,319,504	1,359,946	1,212,462	1,367,916	1,321,120	1,325,251
210,277	215,693	195,602	216,327	208,959	211,049
1,989,425	2,027,346	1,882,797	2,043,311	1,978,591	1,964,917
738,781	771,686	698,729	751,715	736,161	743,060
1,759,297	1,788,154	1,683,841	1,828,265	1,726,539	1,764,927
657,251	680,108	641,045	664,304	653,013	675,115
1,486,221	1,593,116	1,464,623	1,557,417	1,466,762	1,529,811
8,160,756	8,436,049	7,779,099	8,429,255	8,091,145	8,214,130

13.2	13.6	12.1	13.7	13.2	13.3
3.2	3.2	2.9	3.2	3.1	3.2
39.8	40.5	37.7	40.9	39.6	39.3
22.2	23.2	21.0	22.6	22.1	22.3
70.4	71.5	67.4	73.1	69.1	70.6
39.4	40.8	38.5	39.9	39.2	40.5
118.9	127.4	117.2	124.6	117.3	122.4
307.0	320.3	296.7	317.9	303.6	311.5

2012/06/29 EUTRx	2012/07/06 EUTRx	2012/07/13 EUTRx	2012/07/20 EUTRx	2012/07/27 EUTRx	2012/08/03 EUTRx
8,246,084	8,065,352	8,208,806	8,219,836	8,049,688	8,109,693
1,331,557	1,247,785	1,333,196	1,320,775	1,293,848	1,294,651
207,192	205,022	220,230	213,404	211,946	225,106
2,009,525	1,917,797	1,993,330	1,981,127	1,931,675	1,958,511
754,691	740,361	746,328	753,942	745,686	752,622
1,762,116	1,774,739	1,743,741	1,752,346	1,710,773	1,726,301
669,984	668,827	674,817	680,461	677,459	674,364
1,511,019	1,510,821	1,497,164	1,517,781	1,478,301	1,478,138
8,246,084	8,065,352	8,208,806	8,219,836	8,049,688	8,109,693

13.3	12.5	13.3	13.2	12.9	12.9
3.1	3.1	3.3	3.2	3.2	3.4
40.2	38.4	39.9	39.6	38.6	39.2
22.6	22.2	22.4	22.6	22.4	22.6
70.5	71.0	69.7	70.1	68.4	69.1
40.2	40.1	40.5	40.8	40.6	40.5
120.9	120.9	119.8	121.4	118.3	118.3
310.8	308.1	308.9	311.0	304.5	305.8

2012/08/10 EUTRx	2012/08/17 EUTRx	2012/08/24 EUTRx	2012/08/31 EUTRx	2012/09/07 EUTRx	2012/09/14 EUTRx
7,974,578	8,149,473	8,080,157	8,197,503	7,825,427	8,192,273
1,273,489	1,301,949	1,311,403	1,335,840	1,244,933	1,325,606
213,871	222,794	209,361	223,269	208,040	225,574
1,911,171	1,962,404	1,947,527	1,977,330	1,874,717	1,967,788
734,455	769,565	759,252	761,468	716,018	767,384
1,723,897	1,724,155	1,701,861	1,744,427	1,670,009	1,738,777
657,871	668,116	680,407	674,342	647,370	682,306
1,459,824	1,500,490	1,470,346	1,480,827	1,464,340	1,484,838
7,974,578	8,149,473	8,080,157	8,197,503	7,825,427	8,192,273

12.7	13.0	13.1	13.4	12.4	13.3
3.2	3.3	3.1	3.3	3.1	3.4
38.2	39.2	39.0	39.5	37.5	39.4
22.0	23.1	22.8	22.8	21.5	23.0
69.0	69.0	68.1	69.8	66.8	69.6
39.5	40.1	40.8	40.5	38.8	40.9
116.8	120.0	117.6	118.5	117.1	118.8
301.4	307.8	304.5	307.8	297.3	308.3

2012/09/21 EUTRx	2012/09/28 EUTRx	2012/10/05 EUTRx	2012/10/12 EUTRx	2012/10/19 EUTRx	2012/10/26 EUTRx
8,136,521	8,213,947	8,361,496	7,998,840	8,124,850	8,050,027
1,325,313	1,344,176	1,374,362	1,303,257	1,338,856	1,331,872
225,149	236,966	226,804	220,912	226,671	225,216
1,961,098	1,998,014	1,997,873	1,923,789	1,961,642	1,935,649
755,777	773,138	775,524	760,819	760,116	757,949
1,707,833	1,745,287	1,764,524	1,682,430	1,686,399	1,684,899
680,595	670,088	688,895	666,696	679,457	661,482
1,480,756	1,446,278	1,533,514	1,440,937	1,471,709	1,452,960
8,136,521	8,213,947	8,361,496	7,998,840	8,124,850	8,050,027

13.3	13.4	13.7	13.0	13.4	13.3
3.4	3.6	3.4	3.3	3.4	3.4
39.2	40.0	40.0	38.5	39.2	38.7
22.7	23.2	23.3	22.8	22.8	22.7
68.3	69.8	70.6	67.3	67.5	67.4
40.8	40.2	41.3	40.0	40.8	39.7
118.5	115.7	122.7	115.3	117.7	116.2
306.1	305.9	315.0	300.2	304.8	301.5

2012/11/02 EUTRx	2012/11/09 EUTRx	2012/11/16 EUTRx	2012/11/23 EUTRx	2012/11/30 EUTRx	2012/12/07 EUTRx
7,884,768	8,339,872	8,169,418	7,392,202	8,446,015	8,599,666
1,297,235	1,379,991	1,366,641	1,217,989	1,419,962	1,401,942
222,271	238,223	233,136	208,902	240,382	240,681
1,904,322	2,009,064	1,937,501	1,784,409	2,032,073	2,073,229
750,263	789,110	769,893	707,008	805,363	822,187
1,659,852	1,725,846	1,696,914	1,541,620	1,760,216	1,790,300
645,429	709,182	685,531	606,318	704,753	719,867
1,405,396	1,488,456	1,479,802	1,325,956	1,483,266	1,551,460
7,884,768	8,339,872	8,169,418	7,392,202	8,446,015	8,599,666

13.0	13.8	13.7	12.2	14.2	14.0
3.3	3.6	3.5	3.1	3.6	3.6
38.1	40.2	38.8	35.7	40.6	41.5
22.5	23.7	23.1	21.2	24.2	24.7
66.4	69.0	67.9	61.7	70.4	71.6
38.7	42.6	41.1	36.4	42.3	43.2
112.4	119.1	118.4	106.1	118.7	124.1
294.5	311.9	306.4	276.3	314.0	322.7

2012/12/14 EUTRx	2012/12/21 EUTRx	2012/12/28 EUTRx	2013/01/04 EUTRx	2013/01/11 EUTRx	2013/01/18 EUTRx
8,234,376	8,591,485	6,903,075	7,648,883	8,143,336	8,052,086
1,356,149	1,424,601	1,108,913	1,228,344	1,319,309	1,327,537
243,353	248,169	193,069	210,753	240,570	230,249
1,979,123	2,070,155	1,643,246	1,823,867	1,946,375	1,919,911
792,021	825,149	650,731	743,527	776,260	779,645
1,700,905	1,774,350	1,446,706	1,598,914	1,712,556	1,647,897
692,300	708,922	594,161	657,326	691,962	686,765
1,470,525	1,540,139	1,266,249	1,386,152	1,456,304	1,460,082
8,234,376	8,591,485	6,903,075	7,648,883	8,143,336	8,052,086

13.6	14.2	11.1	12.3	13.2	13.3
3.7	3.7	2.9	3.2	3.6	3.5
39.6	41.4	32.9	36.5	38.9	38.4
23.8	24.8	19.5	22.3	23.3	23.4
68.0	71.0	57.9	64.0	68.5	65.9
41.5	42.5	35.6	39.4	41.5	41.2
117.6	123.2	101.3	110.9	116.5	116.8
307.8	320.8	261.2	288.5	305.5	302.4

2013/01/25 EUTRx	2013/02/01 EUTRx	2013/02/08 EUTRx	2013/02/15 EUTRx	2013/02/22 EUTRx	2013/03/01 EUTRx
7,200,338	7,683,391	8,162,552	7,879,116	7,253,340	8,096,634
1,204,426	1,250,185	1,323,987	1,311,402	1,234,444	1,313,174
218,947	219,310	238,577	226,095	216,995	241,102
1,728,049	1,846,356	1,923,103	1,877,138	1,744,529	1,938,072
690,742	741,895	806,799	748,911	723,181	801,071
1,479,337	1,592,447	1,685,464	1,640,730	1,479,375	1,662,896
610,193	658,830	706,251	655,037	609,224	701,244
1,268,644	1,374,368	1,478,371	1,419,803	1,245,592	1,439,075
7,200,338	7,683,391	8,162,552	7,879,116	7,253,340	8,096,634

12.0	12.5	13.2	13.1	12.3	13.1
3.3	3.3	3.6	3.4	3.3	3.6
34.6	36.9	38.5	37.5	34.9	38.8
20.7	22.3	24.2	22.5	21.7	24.0
59.2	63.7	67.4	65.6	59.2	66.5
36.6	39.5	42.4	39.3	36.6	42.1
101.5	109.9	118.3	113.6	99.6	115.1
267.9	288.2	307.5	295.0	267.6	303.3

2013/03/08 EUTRx	2013/03/15 EUTRx	2013/03/22 EUTRx	2013/03/29 EUTRx	2013/04/05 EUTRx	2013/04/12 EUTRx
8,277,776	7,711,915	7,398,795	7,332,806	7,831,508	7,526,041
1,334,871	1,279,468	1,257,307	1,210,871	1,270,528	1,255,679
242,567	228,095	227,500	216,006	229,814	232,819
1,979,090	1,850,109	1,782,160	1,764,374	1,858,814	1,809,809
802,211	745,368	735,041	734,465	774,321	742,801
1,728,659	1,568,602	1,501,003	1,497,569	1,619,675	1,529,222
694,780	654,045	621,622	636,926	675,819	640,477
1,495,598	1,386,228	1,274,162	1,272,595	1,402,537	1,315,234
8,277,776	7,711,915	7,398,795	7,332,806	7,831,508	7,526,041

13.3	12.8	12.6	12.1	12.7	12.6
3.6	3.4	3.4	3.2	3.4	3.5
39.6	37.0	35.6	35.3	37.2	36.2
24.1	22.4	22.1	22.0	23.2	22.3
69.1	62.7	60.0	59.9	64.8	61.2
41.7	39.2	37.3	38.2	40.5	38.4
119.6	110.9	101.9	101.8	112.2	105.2
311.1	288.5	273.0	272.6	294.1	279.3

2013/04/19 EUTRx	2013/04/26 EUTRx	2013/05/03 EUTRx	2013/05/10 EUTRx	2013/05/17 EUTRx	2013/05/24 EUTRx
7,248,633	7,378,376	7,960,202	7,591,448	7,283,133	7,581,531
1,219,931	1,230,749	1,297,032	1,245,752	1,237,341	1,264,585
221,863	221,743	243,182	236,717	228,184	232,396
1,751,426	1,759,156	1,877,871	1,838,489	1,783,506	1,820,998
736,584	742,974	790,780	760,706	745,344	776,599
1,457,311	1,514,307	1,645,401	1,547,612	1,454,076	1,526,871
622,198	633,976	681,333	661,094	621,112	660,081
1,239,320	1,275,471	1,424,066	1,301,078	1,213,570	1,300,001
7,249,798	7,379,028	7,960,361	7,591,535	7,283,970	7,581,999

12.2	12.3	13.0	12.5	12.4	12.6
3.3	3.3	3.6	3.6	3.4	3.5
35.0	35.2	37.6	36.8	35.7	36.4
22.1	22.3	23.7	22.8	22.4	23.3
58.3	60.6	65.8	61.9	58.2	61.1
37.3	38.0	40.9	39.7	37.3	39.6
99.1	102.0	113.9	104.1	97.1	104.0
267.4	273.8	298.5	281.3	266.3	280.5

2013/05/31 EUTRx	2013/06/07 EUTRx	2013/06/14 EUTRx	2013/06/21 EUTRx	2013/06/28 EUTRx
6,955,687	7,894,454	7,355,086	7,399,395	7,424,086
1,135,887	1,306,249	1,263,289	1,242,713	1,237,575
220,347	240,832	233,898	230,435	233,365
1,664,311	1,900,664	1,767,584	1,789,389	1,759,085
696,081	781,148	752,408	756,718	751,958
1,430,577	1,621,728	1,460,150	1,496,701	1,502,463
590,116	678,679	625,534	635,692	646,804
1,218,368	1,365,154	1,252,223	1,247,747	1,292,836
6,956,349	7,895,170	7,355,525	7,399,769	7,424,477

11.4	13.1	12.6	12.4	12.4
3.3	3.6	3.5	3.5	3.5
33.3	38.0	35.4	35.8	35.2
20.9	23.4	22.6	22.7	22.6
57.2	64.9	58.4	59.9	60.1
35.4	40.7	37.5	38.1	38.8
97.5	109.2	100.2	99.8	103.4
258.9	292.9	270.2	272.2	276.0

2013/07/05 EUTRx	2013/07/12 EUTRx	2013/07/19 EUTRx	2013/07/26 EUTRx
7,379,096	7,499,488	7,447,428	7,353,787
1,207,400	1,278,032	1,242,710	1,212,132
233,200	247,538	237,555	238,275
1,737,213	1,793,058	1,786,137	1,751,271
751,044	774,868	779,594	766,613
1,534,736	1,490,155	1,508,581	1,486,343
639,096	639,162	650,968	640,377
1,276,407	1,276,675	1,241,883	1,258,776
7,380,613	7,500,116	7,448,280	7,354,329

12.1	12.8	12.4	12.1
3.5	3.7	3.6	3.6
34.7	35.9	35.7	35.0
22.5	23.2	23.4	23.0
61.4	59.6	60.3	59.5
38.3	38.3	39.1	38.4
102.1	102.1	99.4	100.7
274.7	275.7	273.9	272.3

Kg Dispensed Actual V Budget

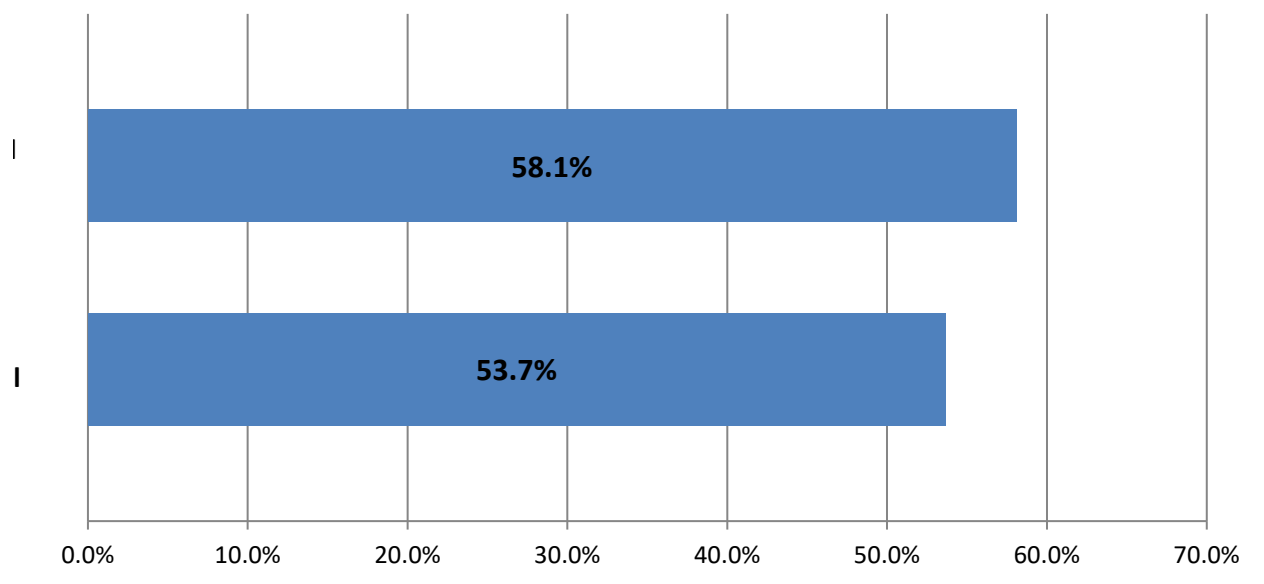
	4-Jan-13	11-Jan-13	18-Jan-13	25-Jan-13	1-Feb-13	8-Feb-13
Actual Weekly Kg Dispensed	288.5	305.5	302.4	267.9	288.2	307.5
Budget Kg Dispensed	305.5	318.2	307.3	290.5	300.9	300.1
Weekly Difference	(17.02)	(12.69)	(4.87)	(22.62)	(12.77)	7.46
Weekly % variance	-5.6%	-4.0%	-1.6%	-7.8%	-4.2%	2.5%
YTD Actual Total	288.5	594.06	896.50	1,164.39	1,452.54	1,760.09
YTD Budget Total	305.5	623.76	931.08	1,221.59	1,522.51	1,822.60
YTD Total Difference	(17.02)	(29.71)	(34.58)	(57.20)	(69.97)	(62.51)
YTD % Variance	-5.6%	-4.8%	-3.7%	-4.7%	-4.6%	-3.4%
2013 Kg Disp Goal	15,801.3					
YTD Actual	8,479.1	<- change each week				
YTD Budget	9,177.9	<- change each week				
Actual YTD % of 2013 Goal	53.7%					
Budget YTD % of 2013 Goal	58.1%					

Budget YTD % of 2013 Goal

Actual YTD % of 2013 Goal

15-Feb-13	22-Feb-13	1-Mar-13	8-Mar-13	15-Mar-13	22-Mar-13	29-Mar-13	5-Apr-13	12-Apr-13
295.0	267.6	303.3	311.1	288.5	273.0	272.6	294.1	279.3
293.3	281.8	326.8	315.6	299.0	289.0	297.0	332.5	310.8
1.72	(14.21)	(23.50)	(4.48)	(10.54)	(16.04)	(24.43)	(38.44)	(31.45)
0.6%	-5.0%	-7.2%	-1.4%	-3.5%	-5.6%	-8.2%	-11.6%	-10.1%
2,055.12	2,322.68	2,625.94	2,937.06	3,225.52	3,498.47	3,771.07	4,065.17	4,344.51
2,115.91	2,397.68	2,724.44	3,040.03	3,339.04	3,628.02	3,925.05	4,257.58	4,568.38
(60.78)	(75.00)	(98.50)	(102.97)	(113.51)	(129.55)	(153.98)	(192.42)	(223.87)
-2.9%	-3.1%	-3.6%	-3.4%	-3.4%	-3.6%	-3.9%	-4.5%	-4.9%

OxyContin YTD Kg Dispensed YTD Budget and Actual Vs Annual Goal



19-Apr-13	26-Apr-13	3-May-13	10-May-13	17-May-13	24-May-13	31-May-13	7-Jun-13	14-Jun-13
267.4	273.8	298.5	281.3	266.3	280.5	258.9	292.9	270.2
311.3	315.9	329.9	302.9	301.0	314.4	288.8	307.2	294.3
(43.90)	(42.17)	(31.37)	(21.65)	(34.64)	(33.89)	(29.91)	(14.28)	(24.09)
-14.1%	-13.3%	-9.5%	-7.1%	-11.5%	-10.8%	-10.4%	-4.6%	-8.2%
4,611.94	4,885.69	5,184.21	5,465.47	5,731.81	6,012.34	6,271.27	6,564.19	6,834.38
4,879.70	5,195.63	5,525.52	5,828.43	6,129.41	6,443.83	6,732.67	7,039.87	7,334.14
(267.77)	(309.94)	(341.31)	(362.96)	(397.60)	(431.49)	(461.40)	(475.68)	(499.77)
-5.5%	-6.0%	-6.2%	-6.2%	-6.5%	-6.7%	-6.9%	-6.8%	-6.8%

Copy formulae above each week. Actual Data entered in the 'Kg Weekly OxyContin' v

21-Jun-13	28-Jun-13	5-Jul-13	12-Jul-13	19-Jul-13	26-Jul-13	2-Aug-13	9-Aug-13	16-Aug-13
272.2	276.0	274.7	275.7	273.9	272.3			
300.0	300.9	312.1	312.6	312.5	305.7	306.6	304.6	309.8
(27.80)	(24.93)	(37.37)	(36.93)	(38.65)	(33.43)			
-9.3%	-8.3%	-12.0%	-11.8%	-12.4%	-10.9%			
7,106.58	7,382.53	7,657.22	7,932.91	8,206.77	8,479.06			
7,634.14	7,935.02	8,247.09	8,559.71	8,872.22	9,177.94			
(527.56)	(552.49)	(589.86)	(626.80)	(665.45)	(698.88)			
-6.9%	-7.0%	-7.2%	-7.3%	-7.5%	-7.6%			

worksheet

23-Aug-13	30-Aug-13	6-Sep-13	13-Sep-13	20-Sep-13	27-Sep-13	4-Oct-13	11-Oct-13	18-Oct-13
-----------	-----------	----------	-----------	-----------	-----------	----------	-----------	-----------

305.7	305.8	298.1	307.4	303.3	303.9	312.4	304.4	305.4
-------	-------	-------	-------	-------	-------	-------	-------	-------

25-Oct-13	1-Nov-13	8-Nov-13	15-Nov-13	22-Nov-13	29-Nov-13	6-Dec-13	13-Dec-13	20-Dec-13
-----------	----------	----------	-----------	-----------	-----------	----------	-----------	-----------

304.6	295.0	305.5	299.9	270.7	304.7	312.2	296.0	309.5
-------	-------	-------	-------	-------	-------	-------	-------	-------

27-Dec-13

257.7

Total Branded OxyContin

Gross Up

notes:

0.55% 1.0055

"= needs to be

in Feb 2013, we changed to reporting from retail pharmacy only
the weekly budget is based on the agreed upon full year total, t

	4-Jan-13	11-Jan-13	18-Jan-13	25-Jan-13
Actual Weekly TRx	112,524	120,276	118,988	108,221
Grossed Up Weekly TRx	113,143	120,938	119,642	108,816
YTD Grossed Up Weekly TRx	113,143	234,080	353,723	462,539
Budget TRx	113,143	120,938	119,642	108,816
YTD Budget Total	113,143	234,080	353,723	462,539
Weekly Difference	-	-	-	-
YTD Total Difference	-	-	-	-

Weekly % Difference	0.0%	0.0%	0.0%	0.0%
---------------------	------	------	------	------

New Numbers

2013 TRx Goal	5,804,885
YTD Rolling Grossed Up Weekly TRx	3,447,779
Difference	2,357,106
Remaining Weeks	22
Revised 2012 Weekly TRx Goal	107,141

Goal to date	3,430,134
Actual to date (grossed up)	3,447,779
YTD Difference	0.5%

re updated

to reporting retail pharmacies, mail order and LTC. The gross up simply reflects the recent difference when phased

1-Feb-13	8-Feb-13	15-Feb-13	22-Feb-13	1-Mar-13	8-Mar-13	15-Mar-13
115,072	121,640	117,664	109,872	120,657	123,202	116,106
115,705	122,309	118,311	110,476	121,321	123,880	116,745
578,244	700,553	818,864	929,340	1,050,661	1,174,541	1,291,285
115,705	122,309	118,311	110,476	121,321	123,880	116,745
578,244	700,553	818,864	929,340	1,050,661	1,174,541	1,291,285
-	-	-	-	-	-	-
-	-	-	-	-	-	-
0.0%	0.0%	0.0%	0.0%	0.0%	0.0%	0.0%

between weekly and monthly Rx's over a 12 month period

22-Mar-13	29-Mar-13	5-Apr-13	12-Apr-13	19-Apr-13	26-Apr-13	3-May-13
111,519	110,562	116,985	113,283	109,820	111,523	119,075
112,132	111,170	117,628	113,906	110,424	112,136	119,730
1,403,418	1,514,588	1,632,216	1,746,122	1,856,546	1,968,683	2,088,412
112,132	111,170	117,628	113,906	110,424	112,136	119,730
1,403,418	1,514,588	1,632,216	1,746,122	1,856,546	1,968,683	2,088,412
-	-	-	-	-	-	-
-	-	-	-	-	-	-
0.0%	0.0%	0.0%	0.0%	0.0%	0.0%	0.0%

10-May-13	17-May-13	24-May-13	31-May-13	7-Jun-13	14-Jun-13	21-Jun-13
114,849	110,628	115,142	105,510	119,269	111,927	112,247
115,481	111,236	115,775	106,090	119,925	112,543	112,864
2,203,893	2,315,130	2,430,905	2,536,995	2,656,920	2,769,463	2,882,327
115,481	111,236	115,775	106,090	113,641	110,019	111,197
2,203,893	2,315,130	2,430,905	2,536,995	2,650,636	2,760,655	2,871,852
-	-	-	-	6,284	2,524	1,667
-	-	-	-	6,284	8,808	10,475
0.0%	0.0%	0.0%	0.0%	5.5%	2.3%	1.5%

28-Jun-13	5-Jul-13	12-Jul-13	19-Jul-13	26-Jul-13	2-Aug-13	9-Aug-13
112,343	111,143	114,323	113,158	111,392		
112,961	111,754	114,952	113,780	112,005		
2,995,288	3,107,042	3,221,994	3,335,774	3,447,779		
111,683	110,357	112,925	112,693	110,624	109,007	108,353
2,983,535	3,093,892	3,206,818	3,319,511	3,430,134		
1,278	1,397	2,026	1,087	1,381		
11,753	13,150	15,176	16,264	17,645		
1.1%	1.3%	1.8%	1.0%	1.2%		

16-Aug-13	23-Aug-13	30-Aug-13	6-Sep-13	13-Sep-13	20-Sep-13	27-Sep-13
-----------	-----------	-----------	----------	-----------	-----------	-----------

110,539	109,629	112,377	106,938	110,837	109,896	110,853
---------	---------	---------	---------	---------	---------	---------

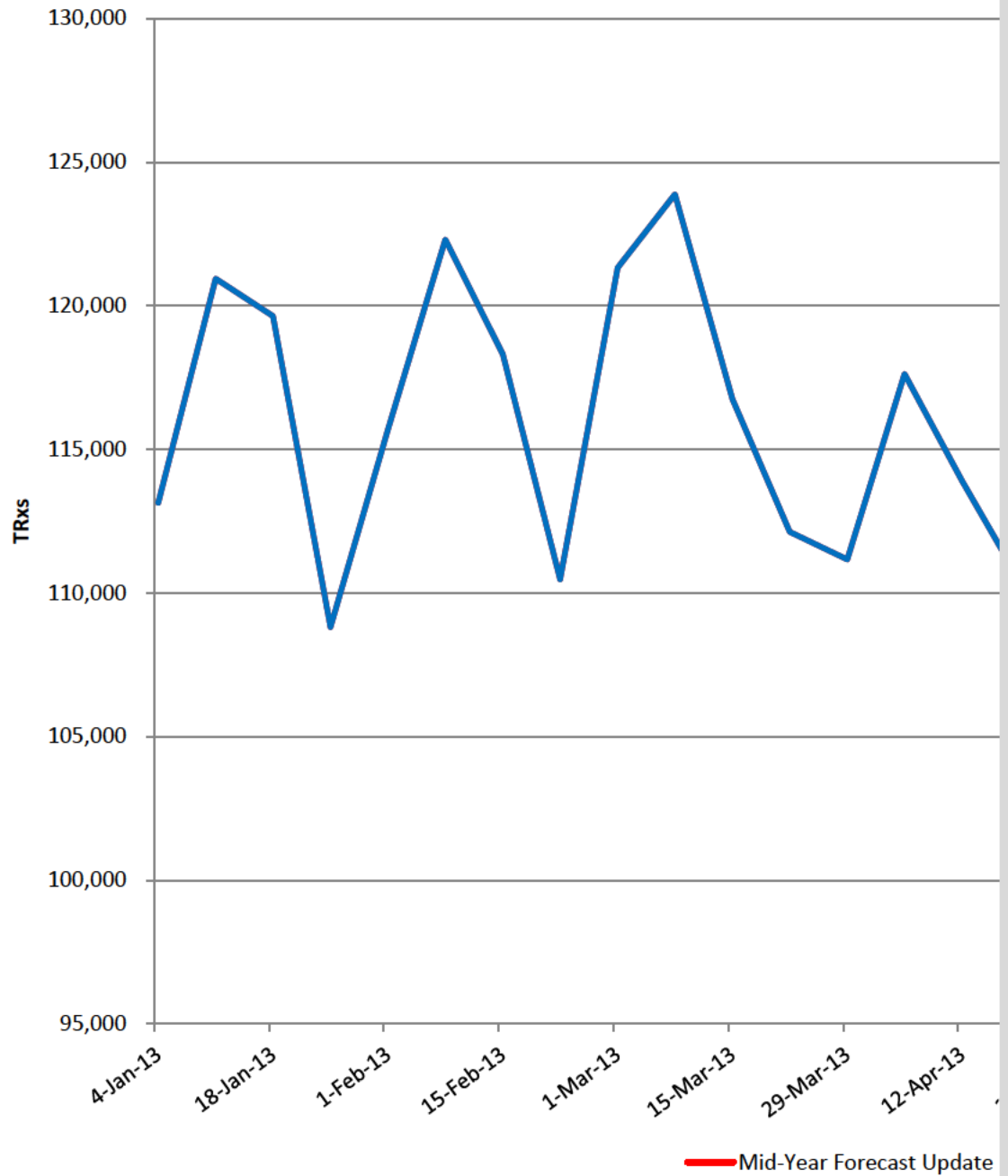
4-Oct-13	11-Oct-13	18-Oct-13	25-Oct-13	1-Nov-13	8-Nov-13	15-Nov-13
109,244	106,624	106,930	106,476	104,207	108,110	106,621



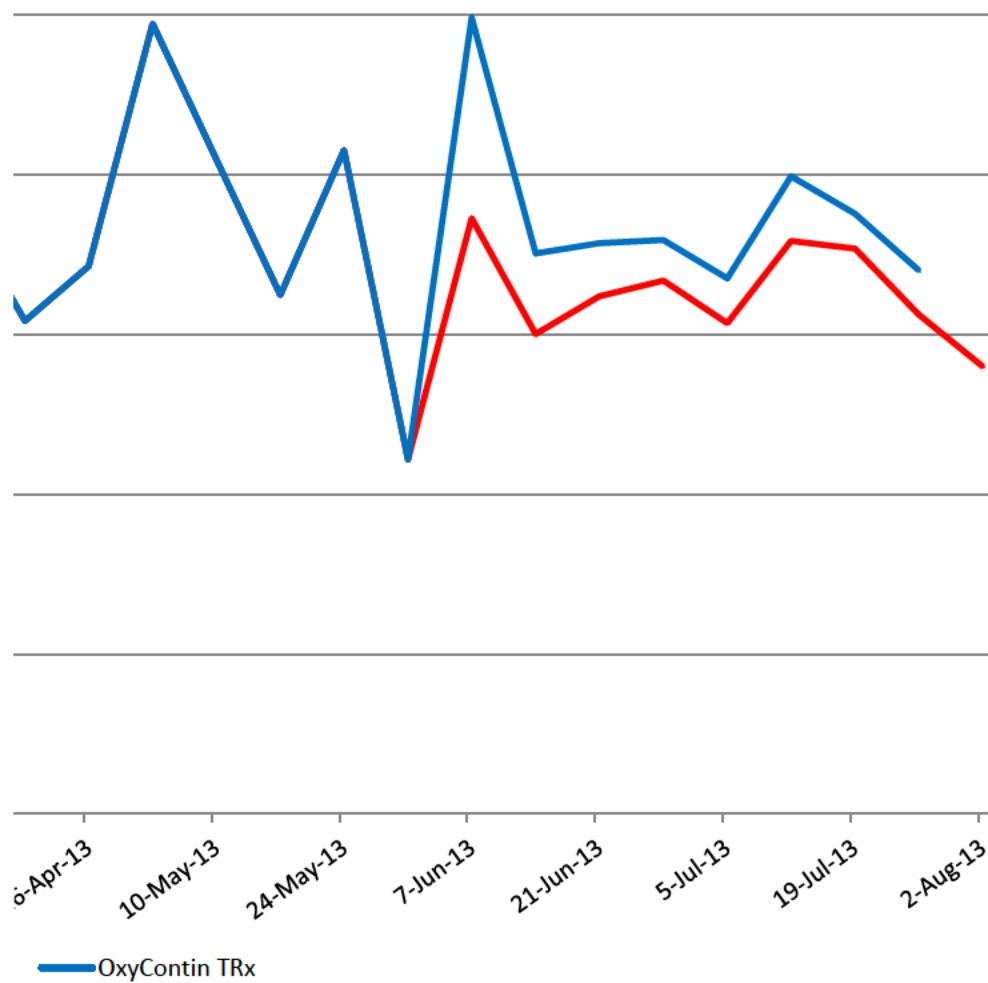
22-Nov-13	29-Nov-13	6-Dec-13	13-Dec-13	20-Dec-13	27-Dec-13
-----------	-----------	----------	-----------	-----------	-----------

97,776	111,298	112,208	108,667	111,625	96,536
--------	---------	---------	---------	---------	--------

OxyContin Actual TRx vs. Mi



4-Year Update Forecast



OxyContin Weekly TRx - Original Formulation and Reformulation

Source: IMS Health NPA

Retail Pharmacies Only

Numbers Are Absolute

Strength	NDC	Week Ending	4-Jun-10	11-Jun-10	18-Jun-10	25-Jun-10
Total OER (brand + generics)						
10MG				22,367	22,497	22,666
15MG				2,215	2,154	2,190
20MG				36,046	35,706	36,021
30MG				8,692	9,079	8,951
40MG				33,524	33,569	34,255
60MG				8,767	8,954	8,756
80MG				29,397	29,228	29,572
Total				141,008	141,187	142,411
Oxycodone ER (generics)						
10MG				6,950	6,845	6,809
20MG				11,002	11,080	11,114
40MG				6,216	6,126	6,119
80MG				3,905	3,838	3,814
Total				28,073	27,889	27,856
Original OxyContin						
10MG	59011010010	TAB SA 12HR 10MG	14,577	15,417	15,652	15,857
15MG	59011081510	TAB SA 12HR 15MG	2,092	2,215	2,154	2,190
20MG	59011010310	TAB SA 12HR 20MG	24,314	25,044	24,626	24,907
30MG	59011083010	TAB SA 12HR 30MG	8,367	8,692	9,079	8,951
40MG	59011010510	TAB SA 12HR 40MG	27,682	27,308	27,443	28,136
60MG	59011086010	TAB SA 12HR 60MG	8,599	8,767	8,954	8,756
80MG	59011010710	TAB SA 12HR 80MG	24,914	25,492	25,390	25,758
Total			110,545	112,935	113,298	114,555
Reformulated OxyContin						
10MG	59011041010	TAB SA 12HR 10MG 100 0410-10 NF				
15MG	59011041510	TAB SA 12HR 15MG 100 0415-10 NF				
20MG	59011042010	TAB SA 12HR 20MG 100 0420-10 NF				
30MG	59011043010	TAB SA 12HR 30MG 100 0430-10 NF				
40MG	59011044010	TAB SA 12HR 40MG 100 0440-10 NF				
60MG	59011046010	TAB SA 12HR 60MG 100 0460-10 NF				
80MG	59011048010	TAB SA 12HR 80MG 100 0480-10 NF				
Total			-	-	-	-
Total Branded OxyContin						
10MG			14,577	15,417	15,652	15,857
15MG			2,092	2,215	2,154	2,190

20MG	24,314	25,044	24,626	24,907
30MG	8,367	8,692	9,079	8,951
40MG	27,682	27,308	27,443	28,136
60MG	8,599	8,767	8,954	8,756
80MG	24,914	25,492	25,390	25,758
Total	110,545	112,935	113,298	114,555

1 Weekly Growth of Total Branded OxyContin TRx

10MG	1.5%	1.3%
15MG	-2.8%	1.7%
20MG	-1.7%	1.1%
30MG	4.5%	-1.4%
40MG	0.5%	2.5%
60MG	2.1%	-2.2%
80MG	-0.4%	1.4%
Total	0.3%	1.1%

TRx Distribution by Strength for Total Branded OxyContin

10MG	13.7%	13.8%	13.8%
15MG	2.0%	1.9%	1.9%
20MG	22.2%	21.7%	21.7%
30MG	7.7%	8.0%	7.8%
40MG	24.2%	24.2%	24.6%
60MG	7.8%	7.9%	7.6%
80MG	22.6%	22.4%	22.5%
Total	100.0%	100.0%	100.0%

Weekly Total Prescriptions

2-Jul-10	9-Jul-10	16-Jul-10	23-Jul-10	30-Jul-10	6-Aug-10	13-Aug-10	20-Aug-10	27-Aug-10
24,158	20,973	22,969	22,960	22,532	22,515	22,651	22,613	22,473
2,364	2,193	2,284	2,308	2,280	2,326	2,276	2,213	2,322
38,932	33,905	36,256	36,508	35,824	36,261	35,634	36,541	35,785
9,701	8,686	9,341	9,201	9,066	9,244	9,478	9,519	9,145
37,408	32,071	33,737	34,402	33,455	34,392	32,965	34,230	33,535
9,571	8,699	9,169	9,091	8,870	9,341	9,228	9,354	9,189
31,615	28,074	29,924	30,061	29,034	30,577	30,319	30,398	29,070
153,749	134,601	143,680	144,531	141,061	144,656	142,551	144,868	141,519
7,290	6,169	6,804	6,779	6,519	6,476	6,421	6,354	6,279
11,562	10,129	10,579	10,865	10,449	10,614	10,580	10,150	9,216
6,624	5,701	6,072	6,241	5,973	6,307	6,044	6,291	6,012
4,210	3,754	4,030	3,934	3,949	4,044	4,058	4,087	4,035
29,686	25,753	27,485	27,819	26,890	27,441	27,103	26,882	25,542
16,868	14,804	16,165	16,181	16,013	16,037	16,204	15,751	14,610
2,364	2,193	2,284	2,308	2,280	2,325	2,269	2,092	2,051
27,370	23,776	25,677	25,643	25,374	25,646	25,006	25,527	23,270
9,701	8,686	9,341	9,201	9,066	9,243	9,463	9,254	8,381
30,784	26,370	27,665	28,161	27,482	28,082	26,829	26,466	23,102
9,571	8,699	9,169	9,091	8,870	9,340	9,201	8,982	7,908
27,405	24,320	25,894	26,127	25,083	26,528	26,166	23,600	18,678
124,063	108,848	116,195	116,712	114,168	117,201	115,138	111,672	98,000
					2	26	508	1,584
					1	7	121	271
			1		1	48	864	3,299
					1	15	265	764
					3	92	1,473	4,421
					1	27	372	1,281
				2	5	95	2,711	6,357
-	-	-	-	3	14	310	6,314	17,977
16,868	14,804	16,165	16,181	16,013	16,039	16,230	16,259	16,194
2,364	2,193	2,284	2,308	2,280	2,326	2,276	2,213	2,322

3-Sep-10	10-Sep-10	17-Sep-10	24-Sep-10	1-Oct-10	8-Oct-10	15-Oct-10	22-Oct-10	29-Oct-10
23,538	20,825	23,321	22,943	23,218	22,993	22,827	22,771	22,415
2,581	2,252	2,456	2,311	2,553	2,467	2,418	2,429	2,382
37,815	32,953	36,857	35,692	37,173	35,128	35,294	34,678	34,505
9,984	8,856	9,898	9,364	9,693	9,453	9,628	9,483	9,200
35,737	30,934	33,762	32,509	33,460	31,714	31,957	31,661	30,784
9,923	9,089	9,510	9,237	9,659	9,209	9,207	8,951	8,753
30,082	26,029	28,055	26,103	26,565	25,345	25,492	24,913	24,417
149,660	130,938	143,859	138,159	142,321	136,309	136,823	134,886	132,456
6,509	5,622	6,225	6,361	6,290	6,133	5,595	4,918	4,110
8,647	6,848	8,153	8,295	7,920	6,893	6,118	5,641	4,857
6,545	5,769	6,467	6,603	6,986	6,944	7,302	7,000	6,284
4,531	4,291	4,752	5,063	5,565	5,681	6,232	6,461	6,506
26,232	22,530	25,597	26,322	26,761	25,651	25,247	24,020	21,757
13,547	10,675	10,233	8,374	7,346	6,171	5,454	4,971	4,250
2,191	1,721	1,740	1,527	1,538	1,389	1,238	1,171	1,023
21,599	16,247	14,434	10,835	9,416	7,477	6,170	5,319	4,355
8,322	6,730	6,329	4,929	4,514	3,839	3,287	2,751	2,412
20,664	14,908	12,789	9,812	8,328	6,550	5,332	4,401	3,692
7,705	6,061	5,461	4,395	3,952	3,182	2,762	2,331	1,931
15,716	11,132	9,872	7,096	6,011	4,608	3,859	3,215	2,570
89,744	67,474	60,858	46,968	41,105	33,216	28,102	24,159	20,233
3,482	4,528	6,863	8,208	9,582	10,689	11,778	12,882	14,055
390	531	716	784	1,015	1,078	1,180	1,258	1,359
7,569	9,858	14,270	16,562	19,837	20,758	23,006	23,718	25,293
1,662	2,126	3,569	4,435	5,179	5,614	6,341	6,732	6,788
8,528	10,257	14,506	16,094	18,146	18,220	19,323	20,260	20,808
2,218	3,028	4,049	4,842	5,707	6,027	6,445	6,620	6,822
9,835	10,606	13,431	13,944	14,989	15,056	15,401	15,237	15,341
33,684	40,934	57,404	64,869	74,455	77,442	83,474	86,707	90,466
17,029	15,203	17,096	16,582	16,928	16,860	17,232	17,853	18,305
2,581	2,252	2,456	2,311	2,553	2,467	2,418	2,429	2,382

5-Nov-10	12-Nov-10	19-Nov-10	26-Nov-10	3-Dec-10	10-Dec-10	17-Dec-10	24-Dec-10	31-Dec-10
22,850	22,537	23,456	19,438	23,538	22,620	23,239	22,281	18,352
2,538	2,505	2,442	2,180	2,711	2,481	2,466	2,315	2,113
35,192	33,996	35,000	30,049	37,108	33,914	34,504	33,339	27,995
9,309	9,345	9,616	8,188	10,352	9,478	9,677	9,077	8,127
30,872	29,854	30,760	26,900	32,627	29,183	29,911	28,487	25,317
8,910	8,747	9,083	7,864	9,531	8,739	8,654	8,473	7,413
24,207	23,942	24,768	21,371	25,838	23,879	23,877	22,109	20,085
133,878	130,926	135,125	115,990	141,705	130,294	132,328	126,081	109,402
3,480	2,988	2,880	2,263	2,483	2,085	1,567	1,353	1,045
4,685	4,241	4,201	3,346	4,138	3,466	3,567	3,236	2,797
5,231	3,938	3,373	2,588	2,697	2,109	1,916	2,817	3,490
6,633	6,763	7,133	6,367	7,561	6,739	6,010	5,089	4,005
20,029	17,930	17,587	14,564	16,879	14,399	13,060	12,495	11,337
4,041	3,464	3,150	2,411	2,752	2,332	1,717	1,930	1,517
912	904	810	683	736	670	488	517	458
3,886	3,118	2,900	2,407	2,578	2,234	1,728	1,784	1,333
2,214	1,964	1,771	1,335	1,408	1,201	1,122	1,190	1,004
3,323	2,914	2,704	2,070	2,391	1,947	1,591	1,449	1,205
1,770	1,554	1,566	1,109	1,301	1,054	870	890	720
2,079	1,848	1,742	1,317	1,515	1,417	1,101	1,014	975
18,225	15,766	14,643	11,332	12,681	10,855	8,617	8,774	7,212
15,329	16,085	17,426	14,764	18,303	18,203	19,955	18,998	15,790
1,626	1,601	1,632	1,497	1,975	1,811	1,978	1,798	1,655
26,621	26,637	27,899	24,296	30,392	28,214	29,209	28,319	23,865
7,095	7,381	7,845	6,853	8,944	8,277	8,555	7,887	7,123
22,318	23,002	24,683	22,242	27,539	25,127	26,404	24,221	20,622
7,140	7,193	7,517	6,755	8,230	7,685	7,784	7,583	6,693
15,495	15,331	15,893	13,687	16,762	15,723	16,766	16,006	15,105
95,624	97,230	102,895	90,094	112,145	105,040	110,651	104,812	90,853
19,370	19,549	20,576	17,175	21,055	20,535	21,672	20,928	17,307
2,538	2,505	2,442	2,180	2,711	2,481	2,466	2,315	2,113

7-Jan-11	14-Jan-11	21-Jan-11	28-Jan-11	4-Feb-11	11-Feb-11	18-Feb-11	25-Feb-11	4-Mar-11
22,404	21,599	21,655	20,631	21,487	21,641	21,137	20,378	23,229
2,590	2,391	2,348	2,361	2,397	2,462	2,471	2,309	2,702
34,434	32,962	32,331	30,654	32,355	33,036	31,922	30,055	35,637
9,871	9,526	9,164	8,689	9,428	9,369	9,184	8,654	10,448
29,970	28,701	27,923	26,325	28,379	28,346	27,402	26,111	31,060
8,931	8,536	8,390	7,715	8,531	8,467	8,473	7,744	9,440
23,157	22,060	20,698	19,593	21,340	20,931	19,578	18,754	22,514
131,357	125,775	122,509	115,968	123,917	124,252	120,167	114,005	135,030
1,076	902	911	851	808	696	648	590	612
3,487	3,178	3,092	2,854	2,934	2,724	2,311	1,851	1,660
3,887	4,174	4,254	3,818	3,766	3,541	2,994	2,639	2,628
3,897	3,035	2,283	1,518	1,178	991	683	487	456
12,347	11,289	10,540	9,041	8,686	7,952	6,636	5,567	5,356
1,841	1,678	1,630	1,475	1,582	1,579	1,467	1,304	1,444
606	522	543	512	504	560	479	493	530
1,680	1,616	1,454	1,391	1,395	1,452	1,305	1,233	1,407
1,170	1,048	1,037	994	1,020	977	925	865	1,008
1,417	1,335	1,157	1,058	1,200	1,143	1,029	920	1,086
823	811	809	673	674	687	711	601	720
1,219	1,078	1,083	993	1,125	948	889	810	899
8,756	8,088	7,713	7,096	7,500	7,346	6,805	6,226	7,094
19,487	19,019	19,114	18,305	19,097	19,366	19,022	18,484	21,173
1,984	1,869	1,805	1,849	1,893	1,902	1,992	1,816	2,172
29,267	28,168	27,785	26,409	28,026	28,860	28,306	26,971	32,570
8,701	8,478	8,127	7,695	8,408	8,392	8,259	7,789	9,440
24,666	23,192	22,512	21,449	23,413	23,662	23,379	22,552	27,346
8,108	7,725	7,581	7,042	7,857	7,780	7,762	7,143	8,720
18,041	17,947	17,332	17,082	19,037	18,992	18,006	17,457	21,159
110,254	106,398	104,256	99,831	107,731	108,954	106,726	102,212	122,580
21,328	20,697	20,744	19,780	20,679	20,945	20,489	19,788	22,617
2,590	2,391	2,348	2,361	2,397	2,462	2,471	2,309	2,702

11-Mar-11	18-Mar-11	25-Mar-11	1-Apr-11	8-Apr-11	15-Apr-11	22-Apr-11	29-Apr-11	6-May-11
21,235	20,322	20,259	20,077	20,994	20,462	19,783	19,873	21,283
2,519	2,322	2,442	2,416	2,555	2,492	2,440	2,480	2,587
31,337	29,748	29,199	30,213	30,942	29,481	29,004	29,421	31,742
9,146	8,875	8,523	9,024	9,256	9,085	8,599	8,830	9,662
26,567	25,810	25,280	26,156	26,639	25,334	24,847	25,361	27,355
8,313	7,993	7,734	8,028	8,467	8,203	7,729	8,023	8,874
19,723	18,413	17,850	18,975	19,274	17,659	17,130	18,106	19,600
118,840	113,483	111,287	114,889	118,127	112,716	109,532	112,094	121,103
546	440	430	383	379	396	362	332	323
1,294	1,013	810	702	637	545	482	420	402
2,046	1,903	1,831	1,735	1,773	1,730	1,652	1,672	1,749
350	285	235	197	177	184	159	88	83
4,236	3,641	3,306	3,017	2,966	2,855	2,655	2,512	2,557
991	1,010	941	852	862	806	720	658	686
414	368	388	378	352	388	354	316	330
949	897	814	763	731	638	586	555	605
669	624	565	611	647	595	488	454	465
749	718	742	686	607	542	504	461	482
495	465	433	430	377	378	387	308	383
681	546	528	537	490	379	411	344	365
4,948	4,628	4,411	4,257	4,066	3,726	3,450	3,096	3,316
19,698	18,872	18,888	18,842	19,753	19,260	18,701	18,883	20,274
2,105	1,954	2,054	2,038	2,203	2,104	2,086	2,164	2,257
29,094	27,838	27,575	28,748	29,574	28,298	27,936	28,446	30,735
8,477	8,251	7,958	8,413	8,609	8,490	8,111	8,376	9,197
23,772	23,189	22,707	23,735	24,259	23,062	22,691	23,228	25,124
7,818	7,528	7,301	7,598	8,090	7,825	7,342	7,715	8,491
18,692	17,582	17,087	18,241	18,607	17,096	16,560	17,674	19,152
109,656	105,214	103,570	107,615	111,095	106,135	103,427	106,486	115,230
20,689	19,882	19,829	19,694	20,615	20,066	19,421	19,541	20,960
2,519	2,322	2,442	2,416	2,555	2,492	2,440	2,480	2,587

13-May-11	20-May-11	27-May-11	3-Jun-11	10-Jun-11	17-Jun-11	24-Jun-11	1-Jul-11	8-Jul-11
19,945	20,035	20,679	18,713	20,161	19,944	19,897	21,040	18,187
2,536	2,446	2,564	2,333	2,585	2,485	2,473	2,680	2,419
29,273	28,675	29,834	28,258	29,188	28,918	28,805	31,285	27,058
8,984	8,836	9,188	8,779	8,993	9,002	9,037	9,671	8,573
24,931	24,596	25,742	24,609	24,794	24,359	24,832	26,202	23,329
7,878	7,858	8,324	7,943	8,134	7,781	8,079	8,710	7,614
17,455	17,117	18,250	17,563	17,575	17,126	17,619	18,978	16,346
111,002	109,563	114,581	108,198	111,430	109,615	110,742	118,566	103,526
331	288	300	244	223	245	219	221	214
371	344	339	308	293	277	256	275	238
1,653	1,549	1,674	1,571	1,640	1,576	1,641	1,753	1,454
82	64	64	44	69	45	55	52	58
2,437	2,245	2,377	2,167	2,225	2,143	2,171	2,301	1,964
575	526	449	435	394	375	360	389	294
264	261	237	200	235	212	204	225	176
429	417	365	351	312	342	281	280	268
404	296	301	275	261	277	251	239	243
330	311	289	239	240	227	216	180	201
241	238	223	224	183	164	162	170	148
260	227	202	212	179	152	143	162	111
2,503	2,276	2,066	1,936	1,804	1,749	1,617	1,645	1,441
19,039	19,221	19,930	18,034	19,544	19,324	19,318	20,430	17,679
2,272	2,185	2,327	2,133	2,350	2,273	2,269	2,455	2,243
28,473	27,914	29,130	27,599	28,583	28,299	28,268	30,730	26,552
8,580	8,540	8,887	8,504	8,732	8,725	8,786	9,432	8,330
22,948	22,736	23,779	22,799	22,914	22,556	22,975	24,269	21,674
7,637	7,620	8,101	7,719	7,951	7,617	7,917	8,540	7,466
17,113	16,826	17,984	17,307	17,327	16,929	17,421	18,764	16,177
106,062	105,042	110,138	104,095	107,401	105,723	106,954	114,620	100,121
19,614	19,747	20,379	18,469	19,938	19,699	19,678	20,819	17,973
2,536	2,446	2,564	2,333	2,585	2,485	2,473	2,680	2,419

15-Jul-11	22-Jul-11	29-Jul-11	5-Aug-11	12-Aug-11	19-Aug-11	26-Aug-11	2-Sep-11	9-Sep-11
19,818	19,418	19,934	19,463	19,225	19,392	19,624	19,991	17,575
2,590	2,560	2,443	2,551	2,582	2,603	2,630	2,514	2,461
28,881	28,705	28,190	28,326	27,997	28,212	28,194	28,872	26,186
9,155	8,915	8,933	9,129	8,812	9,094	9,138	9,043	8,509
24,153	24,096	24,035	23,858	23,308	23,616	23,815	23,983	21,866
8,084	7,931	8,030	7,983	7,901	8,007	8,093	8,183	7,423
17,117	17,330	17,376	16,796	16,700	17,028	17,075	17,143	15,891
109,798	108,955	108,941	108,106	106,525	107,952	108,569	109,729	99,911
231	168	174	178	156	138	136	142	118
267	209	235	172	178	187	184	188	187
1,402	1,022	708	468	366	282	248	212	119
39	49	44	33	26	35	30	40	23
1,939	1,448	1,161	851	726	642	598	582	447
335	359	362	309	282	290	258	274	223
179	159	171	157	153	182	161	142	136
271	242	232	214	190	205	163	164	168
211	166	170	195	179	156	140	141	163
158	174	154	154	149	110	149	120	114
131	148	139	153	135	129	127	116	114
105	121	126	116	105	107	116	96	89
1,390	1,369	1,354	1,298	1,193	1,179	1,114	1,053	1,007
19,252	18,891	19,398	18,976	18,787	18,964	19,230	19,575	17,234
2,411	2,401	2,272	2,394	2,429	2,421	2,469	2,372	2,325
28,343	28,254	27,723	27,940	27,629	27,820	27,847	28,520	25,831
8,944	8,749	8,763	8,934	8,633	8,938	8,998	8,902	8,346
22,593	22,900	23,173	23,236	22,793	23,224	23,418	23,651	21,633
7,953	7,783	7,891	7,830	7,766	7,878	7,966	8,067	7,309
16,973	17,160	17,206	16,647	16,569	16,886	16,929	17,007	15,779
106,469	106,138	106,426	105,957	104,606	106,131	106,857	108,094	98,457
19,587	19,250	19,760	19,285	19,069	19,254	19,488	19,849	17,457
2,590	2,560	2,443	2,551	2,582	2,603	2,630	2,514	2,461

16-Sep-11	23-Sep-11	30-Sep-11	7-Oct-11	14-Oct-11	21-Oct-11	28-Oct-11	4-Nov-11	11-Nov-11
19,953	19,736	19,899	19,572	19,564	19,929	19,836	19,853	19,928
2,692	2,578	2,649	2,629	2,661	2,651	2,632	2,547	2,666
28,531	27,847	28,367	28,276	27,951	27,734	27,727	27,581	27,767
9,204	9,115	9,290	9,234	9,230	9,092	9,174	9,281	9,099
23,603	23,275	23,511	23,498	23,114	22,836	22,756	22,577	22,520
8,112	7,965	8,117	8,190	7,933	7,888	8,080	7,905	7,959
17,170	16,886	16,829	16,901	16,814	16,650	16,102	16,359	16,500
109,265	107,402	108,662	108,300	107,267	106,780	106,307	106,103	106,439
140	144	126	128	142	119	145	128	114
133	98	88	70	92	105	80	105	81
98	70	63	61	57	70	60	57	38
26	34	30	39	24	35	28	25	22
397	346	307	298	315	329	313	315	255
213	208	196	135	149	164	184	135	148
123	108	102	117	82	92	89	97	101
132	152	149	129	125	124	115	111	129
160	114	129	140	106	111	102	120	91
127	110	118	81	80	102	89	103	96
99	89	97	80	74	104	77	71	74
89	86	75	87	80	69	60	67	66
943	867	866	769	696	766	716	704	705
19,600	19,384	19,577	19,309	19,273	19,646	19,507	19,590	19,666
2,569	2,470	2,547	2,512	2,579	2,559	2,543	2,450	2,565
28,266	27,597	28,130	28,077	27,734	27,505	27,532	27,365	27,557
9,044	9,001	9,161	9,094	9,124	8,981	9,072	9,161	9,008
23,378	23,095	23,330	23,356	22,977	22,664	22,607	22,417	22,386
8,013	7,876	8,020	8,110	7,859	7,784	8,003	7,834	7,885
17,055	16,766	16,724	16,775	16,710	16,546	16,014	16,267	16,412
107,925	106,189	107,489	107,233	106,256	105,685	105,278	105,084	105,479
19,813	19,592	19,773	19,444	19,422	19,810	19,691	19,725	19,814
2,692	2,578	2,649	2,629	2,661	2,651	2,632	2,547	2,666

18-Nov-11	25-Nov-11	2-Dec-11	9-Dec-11	16-Dec-11	23-Dec-11	30-Dec-11	6-Jan-12	13-Jan-12
20,334	17,564	21,054	20,327	20,929	21,348	16,798	18,468	20,051
2,724	2,382	2,699	2,779	2,775	2,752	2,221	2,628	2,777
28,127	24,712	29,861	27,956	28,197	28,920	24,052	26,716	27,622
9,443	8,248	10,102	9,503	9,718	9,556	8,201	9,211	9,576
22,981	20,401	24,756	22,664	23,290	23,514	20,015	21,896	23,015
8,311	7,270	8,793	8,027	8,415	8,353	7,249	7,929	8,198
16,565	14,661	17,770	16,431	16,619	16,714	14,504	15,951	16,524
108,485	95,238	115,035	107,687	109,943	111,157	93,040	102,799	107,763

124	91	113	111	130	99	93	87	109
92	93	82	80	75	74	59	86	49
38	40	50	38	28	38	44	36	30
26	16	17	17	13	26	22	21	15
280	240	262	246	246	237	218	230	203

169	133	145	152	154	170	99	98	139
91	78	80	61	92	61	60	69	69
118	132	127	137	105	127	94	115	108
106	101	119	104	108	104	83	101	98
78	79	89	80	84	91	67	71	65
83	59	73	67	65	68	67	72	80
67	53	74	59	65	74	33	70	66
712	635	707	660	673	695	503	596	625

20,041	17,340	20,796	20,064	20,645	21,079	16,606	18,283	19,803
2,633	2,304	2,619	2,718	2,683	2,691	2,161	2,559	2,708
27,917	24,487	29,652	27,739	28,017	28,719	23,899	26,515	27,465
9,337	8,147	9,983	9,399	9,610	9,452	8,118	9,110	9,478
22,865	20,282	24,617	22,546	23,178	23,385	19,904	21,789	22,920
8,228	7,211	8,720	7,960	8,350	8,285	7,182	7,857	8,118
16,472	14,592	17,679	16,355	16,541	16,614	14,449	15,860	16,443
107,493	94,363	114,066	106,781	109,024	110,225	92,319	101,973	106,935

20,210	17,473	20,941	20,216	20,799	21,249	16,705	18,381	19,942
2,724	2,382	2,699	2,779	2,775	2,752	2,221	2,628	2,777

28,035	24,619	29,779	27,876	28,122	28,846	23,993	26,630	27,573
9,443	8,248	10,102	9,503	9,718	9,556	8,201	9,211	9,576
22,943	20,361	24,706	22,626	23,262	23,476	19,971	21,860	22,985
8,311	7,270	8,793	8,027	8,415	8,353	7,249	7,929	8,198
16,539	14,645	17,753	16,414	16,606	16,688	14,482	15,930	16,509
108,205	94,998	114,773	107,441	109,697	110,920	92,822	102,569	107,560

2.0%	-13.5%	19.8%	-3.5%	2.9%	2.2%	-21.4%	10.0%	8.5%
2.2%	-12.6%	13.3%	3.0%	-0.1%	-0.8%	-19.3%	18.3%	5.7%
1.3%	-12.2%	21.0%	-6.4%	0.9%	2.6%	-16.8%	11.0%	3.5%
3.8%	-12.7%	22.5%	-5.9%	2.3%	-1.7%	-14.2%	12.3%	4.0%
2.1%	-11.3%	21.3%	-8.4%	2.8%	0.9%	-14.9%	9.5%	5.1%
4.4%	-12.5%	20.9%	-8.7%	4.8%	-0.7%	-13.2%	9.4%	3.4%
0.4%	-11.5%	21.2%	-7.5%	1.2%	0.5%	-13.2%	10.0%	3.6%
1.9%	-12.2%	20.8%	-6.4%	2.1%	1.1%	-16.3%	10.5%	4.9%

[illegible]

20-Jan-12	27-Jan-12	3-Feb-12	10-Feb-12	17-Feb-12	24-Feb-12	2-Mar-12	9-Mar-12	16-Mar-12
-----------	-----------	----------	-----------	-----------	-----------	----------	----------	-----------

19,465	18,955	19,957	19,767	19,314	18,689	20,666	20,292	19,560
2,708	2,576	2,724	2,833	2,781	2,631	2,928	2,863	2,891
27,073	25,890	27,627	27,322	26,885	25,923	29,070	28,105	26,742
9,359	8,856	9,496	9,569	9,236	9,143	10,133	9,855	9,558
22,021	20,793	22,386	22,412	21,844	20,991	23,932	23,126	22,117
7,984	7,583	8,274	8,125	8,157	7,722	9,066	8,601	8,234
15,865	14,868	16,349	16,354	15,857	15,200	17,512	16,963	15,777
104,475	99,521	106,813	106,382	104,074	100,299	113,307	109,805	104,879

109	112	86	104	94	81	84	75	76
51	62	75	63	46	47	47	60	47
36	38	38	33	15	36	29	17	28
13	7	15	12	19	14	7	17	16
209	219	214	212	174	178	167	169	167

144	116	140	120	84	88	99	87	66
65	71	81	69	73	77	58	74	59
99	109	127	88	77	65	71	48	69
114	98	94	90	71	74	63	84	78
74	78	59	69	68	54	57	68	55
69	69	68	83	47	56	36	48	47
50	42	54	58	52	35	38	46	45
615	583	623	577	472	449	422	455	419

19,212	18,727	19,731	19,543	19,136	18,520	20,483	20,130	19,418
2,643	2,505	2,643	2,764	2,708	2,554	2,870	2,789	2,832
26,923	25,719	27,425	27,171	26,762	25,811	28,952	27,997	26,626
9,245	8,758	9,402	9,479	9,165	9,069	10,070	9,771	9,480
21,911	20,677	22,289	22,310	21,761	20,901	23,846	23,041	22,034
7,915	7,514	8,206	8,042	8,110	7,666	9,030	8,553	8,187
15,802	14,819	16,280	16,284	15,786	15,151	17,467	16,900	15,716
103,651	98,719	105,976	105,593	103,428	99,672	112,718	109,181	104,293

19,356	18,843	19,871	19,663	19,220	18,608	20,582	20,217	19,484
2,708	2,576	2,724	2,833	2,781	2,631	2,928	2,863	2,891

23-Mar-12	30-Mar-12	6-Apr-12	13-Apr-12	20-Apr-12	27-Apr-12	4-May-12	11-May-12	18-May-12
19,129	19,270	19,746	19,405	19,331	19,432	20,237	19,368	19,235
2,700	2,729	2,919	2,868	2,887	2,739	3,073	2,857	2,878
26,211	26,828	27,948	26,594	26,735	26,928	28,523	26,911	27,090
9,324	9,595	10,074	9,557	9,809	9,995	10,650	9,866	9,923
21,307	21,721	23,140	21,688	21,481	21,724	23,792	21,628	21,442
8,007	8,327	8,667	8,138	8,183	8,466	9,055	8,224	8,331
15,137	15,621	16,700	15,325	15,327	15,540	17,024	15,543	15,245
101,815	104,091	109,194	103,575	103,753	104,824	112,354	104,397	104,144
68	65	61	71	63	62	65	56	57
45	68	54	34	43	19	34	43	56
28	17	26	18	23	22	29	17	18
13	15	15	26	11	14	9	13	7
154	165	156	149	140	117	137	129	138
86	65	62	67	83	73	69	65	66
51	45	57	41	49	39	50	44	59
57	48	56	77	53	48	41	50	46
59	65	69	57	45	48	59	52	52
43	49	41	46	31	38	43	42	33
47	44	45	44	47	32	50	36	35
26	36	42	24	34	23	40	36	31
369	352	372	356	342	301	352	325	322
18,975	19,140	19,623	19,267	19,185	19,297	20,103	19,247	19,112
2,649	2,684	2,862	2,827	2,838	2,700	3,023	2,813	2,819
26,109	26,712	27,838	26,483	26,639	26,861	28,448	26,818	26,988
9,265	9,530	10,005	9,500	9,764	9,947	10,591	9,814	9,871
21,236	21,655	23,073	21,624	21,427	21,664	23,720	21,569	21,391
7,960	8,283	8,622	8,094	8,136	8,434	9,005	8,188	8,296
15,098	15,570	16,643	15,275	15,282	15,503	16,975	15,494	15,207
101,292	103,574	108,666	103,070	103,271	104,406	111,865	103,943	103,684
19,061	19,205	19,685	19,334	19,268	19,370	20,172	19,312	19,178
2,700	2,729	2,919	2,868	2,887	2,739	3,073	2,857	2,878

25-May-12	1-Jun-12	8-Jun-12	15-Jun-12	22-Jun-12	29-Jun-12	6-Jul-12	13-Jul-12	20-Jul-12
19,950	17,751	20,090	19,240	19,435	19,625	18,121	19,401	19,361
2,994	2,763	3,077	2,974	2,961	2,970	2,993	3,162	3,096
27,611	25,256	27,667	26,871	26,516	27,245	26,077	27,246	26,885
10,478	9,523	10,178	10,091	10,138	10,271	10,151	10,246	10,267
22,187	21,004	22,503	21,340	21,546	21,624	22,079	21,694	21,663
8,732	8,124	8,464	8,287	8,493	8,496	8,532	8,535	8,620
16,101	15,161	15,903	15,008	15,583	15,472	15,707	15,535	15,554
108,053	99,582	107,882	103,811	104,672	105,703	103,660	105,819	105,446

60	45	63	70	58	44	39	46	48
31	39	40	37	40	47	38	33	37
23	18	23	17	13	8	15	9	11
13	10	22	9	8	8	10	6	8
127	112	148	133	119	107	102	94	104

49	58	52	64	57	46	30	58	54
39	53	60	51	40	29	36	40	46
50	46	60	39	32	43	33	38	38
83	53	39	39	62	44	37	30	39
42	36	35	33	37	35	30	44	26
33	37	35	37	40	30	37	25	44
27	24	29	21	14	22	9	12	14
323	307	310	284	282	249	212	247	261

19,841	17,648	19,975	19,106	19,320	19,535	18,052	19,297	19,259
2,955	2,710	3,017	2,923	2,921	2,941	2,957	3,122	3,050
27,530	25,171	27,567	26,795	26,444	27,155	26,006	27,175	26,810
10,395	9,470	10,139	10,052	10,076	10,227	10,114	10,216	10,228
22,122	20,950	22,445	21,290	21,496	21,581	22,034	21,641	21,626
8,699	8,087	8,429	8,250	8,453	8,466	8,495	8,510	8,576
16,061	15,127	15,852	14,978	15,561	15,442	15,688	15,517	15,532
107,603	99,163	107,424	103,394	104,271	105,347	103,346	105,478	105,081

19,890	17,706	20,027	19,170	19,377	19,581	18,082	19,355	19,313
2,994	2,763	3,077	2,974	2,961	2,970	2,993	3,162	3,096

27-Jul-12	3-Aug-12	10-Aug-12	17-Aug-12	24-Aug-12	31-Aug-12	7-Sep-12	14-Sep-12	21-Sep-12
19,124	18,880	18,728	19,146	18,966	19,382	18,162	19,493	19,356
3,010	3,096	3,063	3,163	2,936	3,119	2,941	3,272	3,140
26,251	26,490	26,142	26,661	26,414	26,829	25,783	26,819	26,541
10,122	10,252	10,131	10,474	10,376	10,354	9,993	10,591	10,318
21,141	21,700	21,358	21,459	21,046	21,720	20,946	21,565	21,147
8,510	8,484	8,393	8,628	8,662	8,553	8,237	8,635	8,619
15,153	15,102	15,157	15,418	15,181	15,189	15,156	15,301	15,107
103,311	104,004	102,972	104,949	103,581	105,146	101,218	105,676	104,228
33	45	41	33	41	22	35	25	18
36	18	42	26	22	20	18	15	10
10	8	3	10	7	8	5	6	1
4	5	8	4	9	5	1	6	1
83	76	94	73	79	55	59	52	30
46	52	31	33	15	20	19	19	13
26	23	22	24	14	23	20	27	15
31	39	31	34	15	13	23	10	6
48	24	37	37	29	40	31	34	40
24	40	27	16	15	20	19	19	13
29	35	27	22	11	3	8	13	8
14	10	17	12	8	11	18	9	8
218	223	192	178	107	130	138	131	103
19,045	18,783	18,656	19,080	18,910	19,340	18,108	19,449	19,325
2,984	3,073	3,041	3,139	2,922	3,096	2,921	3,245	3,125
26,184	26,433	26,069	26,601	26,377	26,796	25,742	26,794	26,525
10,074	10,228	10,094	10,437	10,347	10,314	9,962	10,557	10,278
21,107	21,652	21,328	21,433	21,024	21,692	20,922	21,540	21,133
8,481	8,449	8,366	8,606	8,651	8,550	8,229	8,622	8,611
15,135	15,087	15,132	15,402	15,164	15,173	15,137	15,286	15,098
103,010	103,705	102,686	104,698	103,395	104,961	101,021	105,493	104,095
19,091	18,835	18,687	19,113	18,925	19,360	18,127	19,468	19,338
3,010	3,096	3,063	3,163	2,936	3,119	2,941	3,272	3,140

28-Sep-12	5-Oct-12	12-Oct-12	19-Oct-12	26-Oct-12	2-Nov-12	9-Nov-12	16-Nov-12	23-Nov-12
-----------	----------	-----------	-----------	-----------	----------	----------	-----------	-----------

19,811	19,974	19,126	19,480	19,587	19,002	20,339	20,284	17,811
3,378	3,270	3,222	3,111	3,213	3,162	3,375	3,323	2,979
26,917	27,276	26,377	26,568	26,375	25,995	27,306	26,609	24,144
10,536	10,711	10,425	10,321	10,400	10,262	10,730	10,526	9,633
21,654	22,031	21,051	20,970	20,996	20,758	21,484	20,976	19,085
8,505	8,678	8,470	8,533	8,476	8,271	8,836	8,760	7,827
14,868	15,729	14,915	15,020	14,927	14,561	15,391	15,116	13,618
105,669	107,669	103,586	104,003	103,974	102,011	107,461	105,594	95,097

25	22	21	13	15	15	8	13	9
19	14	6	9	12	9	3	9	7
5	2	3	1	-	3	-	-	1
4	3	2	2	2	-	-	-	-
53	41	32	25	29	27	11	22	17

14	6	9	8	5	7	21	22	5
36	12	21	17	25	15	13	18	20
21	28	8	12	16	7	8	4	6
32	25	41	38	31	24	32	32	33
10	13	5	6	4	6	3	6	8
9	9	14	13	8	9	12	7	3
5	13	10	3	7	5	13	10	4
127	106	108	97	96	73	102	99	79

19,772	19,946	19,096	19,459	19,567	18,980	20,310	20,249	17,797
3,342	3,258	3,201	3,094	3,188	3,147	3,362	3,305	2,959
26,877	27,234	26,363	26,547	26,347	25,979	27,295	26,596	24,131
10,504	10,686	10,384	10,283	10,369	10,238	10,698	10,494	9,600
21,639	22,016	21,043	20,963	20,992	20,749	21,481	20,970	19,076
8,496	8,669	8,456	8,520	8,468	8,262	8,824	8,753	7,824
14,859	15,713	14,903	15,015	14,918	14,556	15,378	15,106	13,614
105,489	107,522	103,446	103,881	103,849	101,911	107,348	105,473	95,001

19,786	19,952	19,105	19,467	19,572	18,987	20,331	20,271	17,802
3,378	3,270	3,222	3,111	3,213	3,162	3,375	3,323	2,979

30-Nov-12	7-Dec-12	14-Dec-12	21-Dec-12	28-Dec-12	4-Jan-13	11-Jan-13	18-Jan-13	25-Jan-13
20,799	20,914	20,496	21,521	16,162	17,966	19,797	19,703	17,903
3,431	3,492	3,449	3,573	2,728	3,096	3,551	3,341	3,022
27,881	28,197	27,005	28,340	22,397	25,104	26,793	26,177	23,542
11,068	11,293	10,838	11,296	9,015	10,247	10,847	10,667	9,567
22,179	22,137	21,172	22,042	18,122	20,382	21,341	20,543	18,348
8,938	9,076	8,775	8,955	7,478	8,333	8,888	8,631	7,662
15,218	15,980	14,847	15,667	13,090	14,542	15,160	14,947	12,930
109,514	111,089	106,582	111,394	88,992	99,670	106,377	104,009	92,974
8	6	5	3	4	1	4	8	2
4	4	4	8	3		3	3	
-	-	-	2	1	3	1		
1	1	1	1	-	1	4		3
13	11	10	14	8	5	12	11	5
11	8	18	10	4	5	7	8	6
12	16	17	12	15	13	21	13	15
8	8	4	5	6	12	7	3	5
31	28	24	31	33	45	32	37	27
3	6	10	5	5	10	3	8	9
6	4	7	3	1	2	4	1	3
6	11	6	7	6	13	3	4	8
77	81	86	73	70	100	77	74	73
20,780	20,900	20,473	21,508	16,154	17,960	19,786	19,687	17,895
3,419	3,476	3,432	3,561	2,713	3,083	3,530	3,328	3,007
27,869	28,185	26,997	28,327	22,388	25,092	26,783	26,171	23,537
11,037	11,265	10,814	11,265	8,982	10,202	10,815	10,630	9,540
22,176	22,131	21,162	22,035	18,116	20,369	21,337	20,535	18,339
8,932	9,072	8,768	8,952	7,477	8,331	8,884	8,630	7,659
15,211	15,968	14,840	15,659	13,084	14,528	15,153	14,943	12,919
109,424	110,997	106,486	111,307	88,914	99,565	106,288	103,924	92,896
20,791	20,908	20,491	21,518	16,158	17,965	19,793	19,695	17,901
3,431	3,492	3,449	3,573	2,728	3,096	3,551	3,341	3,022

1-Feb-13	8-Feb-13	15-Feb-13	22-Feb-13	1-Mar-13	8-Mar-13	15-Mar-13	22-Mar-13	29-Mar-13
18,952	19,750	19,566	18,389	19,586	19,978	19,201	18,544	18,160
3,125	3,406	3,302	3,102	3,371	3,504	3,292	3,109	3,053
24,944	26,400	25,697	23,737	26,297	26,961	25,448	24,425	23,882
10,192	11,013	10,314	9,807	11,061	11,121	10,347	10,100	10,077
19,855	20,872	20,142	18,459	20,774	21,411	19,755	18,647	18,633
8,317	8,950	8,425	7,640	8,963	8,873	8,336	7,944	8,090
14,223	15,112	14,526	13,022	14,874	15,387	14,133	13,196	13,291
99,608	105,503	101,972	94,156	104,926	107,235	100,512	95,965	95,186

6	7	13	14	6	5	12	9	7
3	2	-	1	5	3	3	6	-
3	1	-	1	4	-	-	-	1
3	1	1	4	2	5	-	-	-
15	11	14	20	17	13	15	15	8

8	9	10	7	6	6	5	9	3
6	15	9	13	5	8	6	5	9
2	8	5	3	2	7	5	4	3
37	29	24	25	28	3	6	4	4
5	3	6	3	5	1	4	2	4
3	5	5	5	2	6	1	5	3
3	3	1	2	8	1		5	7
64	72	60	58	56	32	27	34	33

18,938	19,734	19,543	18,368	19,574	19,967	19,184	18,526	18,150
3,119	3,391	3,293	3,089	3,366	3,496	3,286	3,104	3,044
24,939	26,390	25,692	23,733	26,290	26,951	25,440	24,415	23,879
10,155	10,984	10,290	9,782	11,033	11,118	10,341	10,096	10,073
19,847	20,868	20,136	18,455	20,765	21,410	19,751	18,645	18,628
8,314	8,945	8,420	7,635	8,961	8,867	8,335	7,939	8,087
14,217	15,108	14,524	13,016	14,864	15,381	14,133	13,191	13,284
99,529	105,420	101,898	94,078	104,853	107,190	100,470	95,916	95,145

18,946	19,743	19,553	18,375	19,580	19,973	19,189	18,535	18,153
3,125	3,406	3,302	3,102	3,371	3,504	3,292	3,109	3,053

5-Apr-13 12-Apr-13 19-Apr-13 26-Apr-13 3-May-13

18,826
 3,312
 25,656
 10,612
 20,195
 8,619
14,573
 101,793

11	10	6	11	5
2	2	5	-	2
1	5	2	1	-
-	-	-	-	2
14	17	13	12	9

6
 7
 4
 2
 5
 7
1
 32

4-Jun-10 11-Jun-10

100.0%	100.0%
100.0%	100.0%
100.0%	100.0%
100.0%	100.0%
100.0%	100.0%
100.0%	100.0%
100.0%	100.0%
100.0%	100.0%

18,809
 3,305
 25,650
 10,610
 20,189
 8,612
14,572
 101,747

0.0%	0.0%
0.0%	0.0%
0.0%	0.0%
0.0%	0.0%
0.0%	0.0%
0.0%	0.0%
0.0%	0.0%
0.0%	0.0%

18,815
 3,312

25,654
10,612
20,194
8,619
14,573
101,779

3.6%
8.5%
7.4%
5.3%
8.4%
6.5%
9.6%
6.9%

Share of Total OxyContin Prescriptions (Percent Conversion to I

18-Jun-10 25-Jun-10 2-Jul-10 9-Jul-10 16-Jul-10 23-Jul-10 30-Jul-10 6-Aug-10 13-Aug-10 20-Aug-10

100.0%	100.0%	100.0%	100.0%	100.0%	100.0%	100.0%	100.0%	99.8%	96.9%
100.0%	100.0%	100.0%	100.0%	100.0%	100.0%	100.0%	100.0%	99.7%	94.5%
100.0%	100.0%	100.0%	100.0%	100.0%	100.0%	100.0%	100.0%	99.8%	96.7%
100.0%	100.0%	100.0%	100.0%	100.0%	100.0%	100.0%	100.0%	99.8%	97.2%
100.0%	100.0%	100.0%	100.0%	100.0%	100.0%	100.0%	100.0%	99.7%	94.7%
100.0%	100.0%	100.0%	100.0%	100.0%	100.0%	100.0%	100.0%	99.7%	96.0%
100.0%	100.0%	100.0%	100.0%	100.0%	100.0%	100.0%	100.0%	99.6%	89.7%
100.0%	100.0%	100.0%	100.0%	100.0%	100.0%	100.0%	100.0%	99.7%	94.6%

0.0%	0.0%	0.0%	0.0%	0.0%	0.0%	0.0%	0.0%	0.2%	3.1%
0.0%	0.0%	0.0%	0.0%	0.0%	0.0%	0.0%	0.0%	0.3%	5.5%
0.0%	0.0%	0.0%	0.0%	0.0%	0.0%	0.0%	0.0%	0.2%	3.3%
0.0%	0.0%	0.0%	0.0%	0.0%	0.0%	0.0%	0.0%	0.2%	2.8%
0.0%	0.0%	0.0%	0.0%	0.0%	0.0%	0.0%	0.0%	0.3%	5.3%
0.0%	0.0%	0.0%	0.0%	0.0%	0.0%	0.0%	0.0%	0.3%	4.0%
0.0%	0.0%	0.0%	0.0%	0.0%	0.0%	0.0%	0.0%	0.4%	10.3%
0.0%	0.000%	0.000%	0.000%	0.000%	0.000%	0.003%	0.012%	0.269%	5.351%

Reformulated OxyContin)

27-Aug-10 3-Sep-10 10-Sep-10 17-Sep-10 24-Sep-10 1-Oct-10 8-Oct-10 15-Oct-10 22-Oct-10

90.2%	79.6%	70.2%	59.9%	50.5%	43.4%	36.6%	31.7%	27.8%
88.3%	84.9%	76.4%	70.8%	66.1%	60.2%	56.3%	51.2%	48.2%
87.6%	74.1%	62.2%	50.3%	39.5%	32.2%	26.5%	21.1%	18.3%
91.6%	83.4%	76.0%	63.9%	52.6%	46.6%	40.6%	34.1%	29.0%
83.9%	70.8%	59.2%	46.9%	37.9%	31.5%	26.4%	21.6%	17.8%
86.1%	77.6%	66.7%	57.4%	47.6%	40.9%	34.6%	30.0%	26.0%
74.6%	61.5%	51.2%	42.4%	33.7%	28.6%	23.4%	20.0%	17.4%
84.5%	72.7%	62.2%	51.5%	42.0%	35.6%	30.0%	25.2%	21.8%
9.8%	20.4%	29.8%	40.1%	49.5%	56.6%	63.4%	68.3%	72.2%
11.7%	15.1%	23.6%	29.2%	33.9%	39.8%	43.7%	48.8%	51.8%
12.4%	25.9%	37.8%	49.7%	60.5%	67.8%	73.5%	78.9%	81.7%
8.4%	16.6%	24.0%	36.1%	47.4%	53.4%	59.4%	65.9%	71.0%
16.1%	29.2%	40.8%	53.1%	62.1%	68.5%	73.6%	78.4%	82.2%
13.9%	22.4%	33.3%	42.6%	52.4%	59.1%	65.4%	70.0%	74.0%
25.4%	38.5%	48.8%	57.6%	66.3%	71.4%	76.6%	80.0%	82.6%
15.500%	27.290%	37.759%	48.540%	58.003%	64.430%	69.983%	74.814%	78.209%

29-Oct-10 5-Nov-10 12-Nov-10 19-Nov-10 26-Nov-10 3-Dec-10 10-Dec-10 17-Dec-10 24-Dec-10

23.2%	20.9%	17.7%	15.3%	14.0%	13.1%	11.4%	7.9%	9.2%
42.9%	35.9%	36.1%	33.2%	31.3%	27.1%	27.0%	19.8%	22.3%
14.7%	12.7%	10.5%	9.4%	9.0%	7.8%	7.3%	5.6%	5.9%
26.2%	23.8%	21.0%	18.4%	16.3%	13.6%	12.7%	11.6%	13.1%
15.1%	13.0%	11.2%	9.9%	8.5%	8.0%	7.2%	5.7%	5.6%
22.1%	19.9%	17.8%	17.2%	14.1%	13.7%	12.1%	10.1%	10.5%
14.3%	11.8%	10.8%	9.9%	8.8%	8.3%	8.3%	6.2%	6.0%
18.3%	16.0%	14.0%	12.5%	11.2%	10.2%	9.4%	7.2%	7.7%

76.8%	79.1%	82.3%	84.7%	86.0%	86.9%	88.6%	92.1%	90.8%
57.1%	64.1%	63.9%	66.8%	68.7%	72.9%	73.0%	80.2%	77.7%
85.3%	87.3%	89.5%	90.6%	91.0%	92.2%	92.7%	94.4%	94.1%
73.8%	76.2%	79.0%	81.6%	83.7%	86.4%	87.3%	88.4%	86.9%
84.9%	87.0%	88.8%	90.1%	91.5%	92.0%	92.8%	94.3%	94.4%
77.9%	80.1%	82.2%	82.8%	85.9%	86.3%	87.9%	89.9%	89.5%
85.7%	88.2%	89.2%	90.1%	91.2%	91.7%	91.7%	93.8%	94.0%

81.723%	83.992%	86.047%	87.542%	88.827%	89.841%	90.634%	92.775%	92.275%
---------	---------	---------	---------	---------	---------	---------	---------	---------

31-Dec-10 7-Jan-11 14-Jan-11 21-Jan-11 28-Jan-11 4-Feb-11 11-Feb-11 18-Feb-11 25-Feb-11

8.8%	8.6%	8.1%	7.9%	7.5%	7.7%	7.5%	7.2%	6.6%
21.7%	23.4%	21.8%	23.1%	21.7%	21.0%	22.7%	19.4%	21.4%
5.3%	5.4%	5.4%	5.0%	5.0%	4.7%	4.8%	4.4%	4.4%
12.4%	11.9%	11.0%	11.3%	11.4%	10.8%	10.4%	10.1%	10.0%
5.5%	5.4%	5.4%	4.9%	4.7%	4.9%	4.6%	4.2%	3.9%
9.7%	9.2%	9.5%	9.6%	8.7%	7.9%	8.1%	8.4%	7.8%
6.1%	6.3%	5.7%	5.9%	5.5%	5.6%	4.8%	4.7%	4.4%
7.4%	7.4%	7.1%	6.9%	6.6%	6.5%	6.3%	6.0%	5.7%

91.2%	91.4%	91.9%	92.1%	92.5%	92.3%	92.5%	92.8%	93.4%
78.3%	76.6%	78.2%	76.9%	78.3%	79.0%	77.3%	80.6%	78.6%
94.7%	94.6%	94.6%	95.0%	95.0%	95.3%	95.2%	95.6%	95.6%
87.6%	88.1%	89.0%	88.7%	88.6%	89.2%	89.6%	89.9%	90.0%
94.5%	94.6%	94.6%	95.1%	95.3%	95.1%	95.4%	95.8%	96.1%
90.3%	90.8%	90.5%	90.4%	91.3%	92.1%	91.9%	91.6%	92.2%
93.9%	93.7%	94.3%	94.1%	94.5%	94.4%	95.2%	95.3%	95.6%
92.646%	92.643%	92.935%	93.111%	93.364%	93.491%	93.684%	94.006%	94.258%

4-Mar-11 11-Mar-11 18-Mar-11 25-Mar-11 1-Apr-11 8-Apr-11 15-Apr-11 22-Apr-11 29-Apr-11

6.4%	4.8%	5.1%	4.7%	4.3%	4.2%	4.0%	3.7%	3.4%
19.6%	16.4%	15.8%	15.9%	15.6%	13.8%	15.6%	14.5%	12.7%
4.1%	3.2%	3.1%	2.9%	2.6%	2.4%	2.2%	2.1%	1.9%
9.6%	7.3%	7.0%	6.6%	6.8%	7.0%	6.5%	5.7%	5.1%
3.8%	3.1%	3.0%	3.2%	2.8%	2.4%	2.3%	2.2%	1.9%
7.6%	6.0%	5.8%	5.6%	5.4%	4.5%	4.6%	5.0%	3.8%
4.1%	3.5%	3.0%	3.0%	2.9%	2.6%	2.2%	2.4%	1.9%
5.5%	4.3%	4.2%	4.1%	3.8%	3.5%	3.4%	3.2%	2.8%

93.6%	95.2%	94.9%	95.3%	95.7%	95.8%	96.0%	96.3%	96.6%
80.4%	83.6%	84.2%	84.1%	84.4%	86.2%	84.4%	85.5%	87.3%
95.9%	96.8%	96.9%	97.1%	97.4%	97.6%	97.8%	97.9%	98.1%
90.4%	92.7%	93.0%	93.4%	93.2%	93.0%	93.5%	94.3%	94.9%
96.2%	96.9%	97.0%	96.8%	97.2%	97.6%	97.7%	97.8%	98.1%
92.4%	94.0%	94.2%	94.4%	94.6%	95.5%	95.4%	95.0%	96.2%
95.9%	96.5%	97.0%	97.0%	97.1%	97.4%	97.8%	97.6%	98.1%
94.529%	95.683%	95.787%	95.915%	96.195%	96.469%	96.608%	96.772%	97.175%

6-May-11	13-May-11	20-May-11	27-May-11	3-Jun-11	10-Jun-11	17-Jun-11	24-Jun-11	1-Jul-11
----------	-----------	-----------	-----------	----------	-----------	-----------	-----------	----------

3.3%	2.9%	2.7%	2.2%	2.4%	2.0%	1.9%	1.8%	1.9%
12.8%	10.4%	10.7%	9.2%	8.6%	9.1%	8.5%	8.2%	8.4%
1.9%	1.5%	1.5%	1.2%	1.3%	1.1%	1.2%	1.0%	0.9%
4.8%	4.5%	3.3%	3.3%	3.1%	2.9%	3.1%	2.8%	2.5%
1.9%	1.4%	1.3%	1.2%	1.0%	1.0%	1.0%	0.9%	0.7%
4.3%	3.1%	3.0%	2.7%	2.8%	2.2%	2.1%	2.0%	2.0%
1.9%	1.5%	1.3%	1.1%	1.2%	1.0%	0.9%	0.8%	0.9%
2.8%	2.3%	2.1%	1.8%	1.8%	1.7%	1.6%	1.5%	1.4%

96.7%	97.1%	97.3%	97.8%	97.6%	98.0%	98.1%	98.2%	98.1%
87.2%	89.6%	89.3%	90.8%	91.4%	90.9%	91.5%	91.8%	91.6%
98.1%	98.5%	98.5%	98.8%	98.7%	98.9%	98.8%	99.0%	99.1%
95.2%	95.5%	96.7%	96.7%	96.9%	97.1%	96.9%	97.2%	97.5%
98.1%	98.6%	98.7%	98.8%	99.0%	99.0%	99.0%	99.1%	99.3%
95.7%	96.9%	97.0%	97.3%	97.2%	97.8%	97.9%	98.0%	98.0%
98.1%	98.5%	98.7%	98.9%	98.8%	99.0%	99.1%	99.2%	99.1%
97.203%	97.694%	97.879%	98.159%	98.174%	98.348%	98.373%	98.511%	98.585%

8-Jul-11	15-Jul-11	22-Jul-11	29-Jul-11	5-Aug-11	12-Aug-11	19-Aug-11	26-Aug-11	2-Sep-11
----------	-----------	-----------	-----------	----------	-----------	-----------	-----------	----------

1.6%	1.7%	1.9%	1.8%	1.6%	1.5%	1.5%	1.3%	1.4%
7.3%	6.9%	6.2%	7.0%	6.2%	5.9%	7.0%	6.1%	5.6%
1.0%	0.9%	0.8%	0.8%	0.8%	0.7%	0.7%	0.6%	0.6%
2.8%	2.3%	1.9%	1.9%	2.1%	2.0%	1.7%	1.5%	1.6%
0.9%	0.7%	0.8%	0.7%	0.7%	0.6%	0.5%	0.6%	0.5%
1.9%	1.6%	1.9%	1.7%	1.9%	1.7%	1.6%	1.6%	1.4%
0.7%	0.6%	0.7%	0.7%	0.7%	0.6%	0.6%	0.7%	0.6%
1.4%	1.3%	1.3%	1.3%	1.2%	1.1%	1.1%	1.0%	1.0%

98.4%	98.3%	98.1%	98.2%	98.4%	98.5%	98.5%	98.7%	98.6%
92.7%	93.1%	93.8%	93.0%	93.8%	94.1%	93.0%	93.9%	94.4%
99.0%	99.1%	99.2%	99.2%	99.2%	99.3%	99.3%	99.4%	99.4%
97.2%	97.7%	98.1%	98.1%	97.9%	98.0%	98.3%	98.5%	98.4%
99.1%	99.3%	99.2%	99.3%	99.3%	99.4%	99.5%	99.4%	99.5%
98.1%	98.4%	98.1%	98.3%	98.1%	98.3%	98.4%	98.4%	98.6%
99.3%	99.4%	99.3%	99.3%	99.3%	99.4%	99.4%	99.3%	99.4%
98.581%	98.711%	98.727%	98.744%	98.790%	98.872%	98.901%	98.968%	99.035%

1.3%	1.1%	1.1%	1.0%	0.7%	0.8%	0.8%	0.9%	0.7%
5.5%	4.6%	4.2%	3.9%	4.5%	3.1%	3.5%	3.4%	3.8%
0.6%	0.5%	0.5%	0.5%	0.5%	0.4%	0.4%	0.4%	0.4%
1.9%	1.7%	1.3%	1.4%	1.5%	1.1%	1.2%	1.1%	1.3%
0.5%	0.5%	0.5%	0.5%	0.3%	0.3%	0.4%	0.4%	0.5%
1.5%	1.2%	1.1%	1.2%	1.0%	0.9%	1.3%	1.0%	0.9%
0.6%	0.5%	0.5%	0.4%	0.5%	0.5%	0.4%	0.4%	0.4%
1.0%	0.9%	0.8%	0.8%	0.7%	0.7%	0.7%	0.7%	0.7%
98.7%	98.9%	98.9%	99.0%	99.3%	99.2%	99.2%	99.1%	99.3%
94.5%	95.4%	95.8%	96.1%	95.5%	96.9%	96.5%	96.6%	96.2%
99.4%	99.5%	99.5%	99.5%	99.5%	99.6%	99.6%	99.6%	99.6%
98.1%	98.3%	98.7%	98.6%	98.5%	98.9%	98.8%	98.9%	98.7%
99.5%	99.5%	99.5%	99.5%	99.7%	99.7%	99.6%	99.6%	99.5%
98.5%	98.8%	98.9%	98.8%	99.0%	99.1%	98.7%	99.0%	99.1%
99.4%	99.5%	99.5%	99.6%	99.5%	99.5%	99.6%	99.6%	99.6%
98.988%	99.134%	99.190%	99.201%	99.288%	99.349%	99.280%	99.324%	99.335%

11-Nov-11	18-Nov-11	25-Nov-11	2-Dec-11	9-Dec-11	16-Dec-11	23-Dec-11	30-Dec-11	6-Jan-12
-----------	-----------	-----------	----------	----------	-----------	-----------	-----------	----------

0.7%	0.8%	0.8%	0.7%	0.8%	0.7%	0.8%	0.6%	0.5%
3.8%	3.3%	3.3%	3.0%	2.2%	3.3%	2.2%	2.7%	2.6%
0.5%	0.4%	0.5%	0.4%	0.5%	0.4%	0.4%	0.4%	0.4%
1.0%	1.1%	1.2%	1.2%	1.1%	1.1%	1.1%	1.0%	1.1%
0.4%	0.3%	0.4%	0.4%	0.4%	0.4%	0.4%	0.3%	0.3%
0.9%	1.0%	0.8%	0.8%	0.8%	0.8%	0.8%	0.9%	0.9%
0.4%	0.4%	0.4%	0.4%	0.4%	0.4%	0.4%	0.2%	0.4%
0.7%	0.7%	0.7%	0.6%	0.6%	0.6%	0.6%	0.5%	0.6%
99.3%	99.2%	99.2%	99.3%	99.2%	99.3%	99.2%	99.4%	99.5%
96.2%	96.7%	96.7%	97.0%	97.8%	96.7%	97.8%	97.3%	97.4%
99.5%	99.6%	99.5%	99.6%	99.5%	99.6%	99.6%	99.6%	99.6%
99.0%	98.9%	98.8%	98.8%	98.9%	98.9%	98.9%	99.0%	98.9%
99.6%	99.7%	99.6%	99.6%	99.6%	99.6%	99.6%	99.7%	99.7%
99.1%	99.0%	99.2%	99.2%	99.2%	99.2%	99.2%	99.1%	99.1%
99.6%	99.6%	99.6%	99.6%	99.6%	99.6%	99.6%	99.8%	99.6%
99.336%	99.342%	99.332%	99.384%	99.386%	99.386%	99.373%	99.458%	99.419%

13-Jan-12	20-Jan-12	27-Jan-12	3-Feb-12	10-Feb-12	17-Feb-12	24-Feb-12	2-Mar-12	9-Mar-12
-----------	-----------	-----------	----------	-----------	-----------	-----------	----------	----------

0.7%	0.7%	0.6%	0.7%	0.6%	0.4%	0.5%	0.5%	0.4%
2.5%	2.4%	2.8%	3.0%	2.4%	2.6%	2.9%	2.0%	2.6%
0.4%	0.4%	0.4%	0.5%	0.3%	0.3%	0.3%	0.2%	0.2%
1.0%	1.2%	1.1%	1.0%	0.9%	0.8%	0.8%	0.6%	0.9%
0.3%	0.3%	0.4%	0.3%	0.3%	0.3%	0.3%	0.2%	0.3%
1.0%	0.9%	0.9%	0.8%	1.0%	0.6%	0.7%	0.4%	0.6%
0.4%	0.3%	0.3%	0.3%	0.4%	0.3%	0.2%	0.2%	0.3%
0.6%	0.6%	0.6%	0.6%	0.5%	0.5%	0.4%	0.4%	0.4%

99.3%	99.3%	99.4%	99.3%	99.4%	99.6%	99.5%	99.5%	99.6%
97.5%	97.6%	97.2%	97.0%	97.6%	97.4%	97.1%	98.0%	97.4%
99.6%	99.6%	99.6%	99.5%	99.7%	99.7%	99.7%	99.8%	99.8%
99.0%	98.8%	98.9%	99.0%	99.1%	99.2%	99.2%	99.4%	99.1%
99.7%	99.7%	99.6%	99.7%	99.7%	99.7%	99.7%	99.8%	99.7%
99.0%	99.1%	99.1%	99.2%	99.0%	99.4%	99.3%	99.6%	99.4%
99.6%	99.7%	99.7%	99.7%	99.6%	99.7%	99.8%	99.8%	99.7%
99.419%	99.410%	99.413%	99.416%	99.457%	99.546%	99.552%	99.627%	99.585%

16-Mar-12	23-Mar-12	30-Mar-12	6-Apr-12	13-Apr-12	20-Apr-12	27-Apr-12	4-May-12	11-May-12
-----------	-----------	-----------	----------	-----------	-----------	-----------	----------	-----------

0.3%	0.5%	0.3%	0.3%	0.3%	0.4%	0.4%	0.3%	0.3%
2.0%	1.9%	1.6%	2.0%	1.4%	1.7%	1.4%	1.6%	1.5%
0.3%	0.2%	0.2%	0.2%	0.3%	0.2%	0.2%	0.1%	0.2%
0.8%	0.6%	0.7%	0.7%	0.6%	0.5%	0.5%	0.6%	0.5%
0.2%	0.2%	0.2%	0.2%	0.2%	0.1%	0.2%	0.2%	0.2%
0.6%	0.6%	0.5%	0.5%	0.5%	0.6%	0.4%	0.6%	0.4%
0.3%	0.2%	0.2%	0.3%	0.2%	0.2%	0.1%	0.2%	0.2%
0.4%	0.4%	0.3%	0.3%	0.3%	0.3%	0.3%	0.3%	0.3%
99.7%	99.5%	99.7%	99.7%	99.7%	99.6%	99.6%	99.7%	99.7%
98.0%	98.1%	98.4%	98.0%	98.6%	98.3%	98.6%	98.4%	98.5%
99.7%	99.8%	99.8%	99.8%	99.7%	99.8%	99.8%	99.9%	99.8%
99.2%	99.4%	99.3%	99.3%	99.4%	99.5%	99.5%	99.4%	99.5%
99.8%	99.8%	99.8%	99.8%	99.8%	99.9%	99.8%	99.8%	99.8%
99.4%	99.4%	99.5%	99.5%	99.5%	99.4%	99.6%	99.4%	99.6%
99.7%	99.8%	99.8%	99.7%	99.8%	99.8%	99.9%	99.8%	99.8%
99.600%	99.637%	99.661%	99.659%	99.656%	99.670%	99.713%	99.686%	99.688%

18-May-12	25-May-12	1-Jun-12	8-Jun-12	15-Jun-12	22-Jun-12	29-Jun-12	6-Jul-12	13-Jul-12
-----------	-----------	----------	----------	-----------	-----------	-----------	----------	-----------

0.3%	0.2%	0.3%	0.3%	0.3%	0.3%	0.2%	0.2%	0.3%
2.1%	1.3%	1.9%	1.9%	1.7%	1.4%	1.0%	1.2%	1.3%
0.2%	0.2%	0.2%	0.2%	0.1%	0.1%	0.2%	0.1%	0.1%
0.5%	0.8%	0.6%	0.4%	0.4%	0.6%	0.4%	0.4%	0.3%
0.2%	0.2%	0.2%	0.2%	0.2%	0.2%	0.2%	0.1%	0.2%
0.4%	0.4%	0.5%	0.4%	0.4%	0.5%	0.4%	0.4%	0.3%
0.2%	0.2%	0.2%	0.2%	0.1%	0.1%	0.1%	0.1%	0.1%
0.3%	0.3%	0.3%	0.3%	0.3%	0.3%	0.2%	0.2%	0.2%
99.7%	99.8%	99.7%	99.7%	99.7%	99.7%	99.8%	99.8%	99.7%
97.9%	98.7%	98.1%	98.1%	98.3%	98.6%	99.0%	98.8%	98.7%
99.8%	99.8%	99.8%	99.8%	99.9%	99.9%	99.8%	99.9%	99.9%
99.5%	99.2%	99.4%	99.6%	99.6%	99.4%	99.6%	99.6%	99.7%
99.8%	99.8%	99.8%	99.8%	99.8%	99.8%	99.8%	99.9%	99.8%
99.6%	99.6%	99.5%	99.6%	99.6%	99.5%	99.6%	99.6%	99.7%
99.8%	99.8%	99.8%	99.8%	99.9%	99.9%	99.9%	99.9%	99.9%
99.690%	99.701%	99.691%	99.712%	99.726%	99.730%	99.764%	99.795%	99.766%

20-Jul-12	27-Jul-12	3-Aug-12	10-Aug-12	17-Aug-12	24-Aug-12	31-Aug-12	7-Sep-12	14-Sep-12
-----------	-----------	----------	-----------	-----------	-----------	-----------	----------	-----------

0.3%	0.2%	0.3%	0.2%	0.2%	0.1%	0.1%	0.1%	0.1%
1.5%	0.9%	0.7%	0.7%	0.8%	0.5%	0.7%	0.7%	0.8%
0.1%	0.1%	0.1%	0.1%	0.1%	0.1%	0.0%	0.1%	0.0%
0.4%	0.5%	0.2%	0.4%	0.4%	0.3%	0.4%	0.3%	0.3%
0.1%	0.1%	0.2%	0.1%	0.1%	0.1%	0.1%	0.1%	0.1%
0.5%	0.3%	0.4%	0.3%	0.3%	0.1%	0.0%	0.1%	0.2%
0.1%	0.1%	0.1%	0.1%	0.1%	0.1%	0.1%	0.1%	0.1%
0.2%	0.2%	0.2%	0.2%	0.2%	0.1%	0.1%	0.1%	0.1%
99.7%	99.8%	99.7%	99.8%	99.8%	99.9%	99.9%	99.9%	99.9%
98.5%	99.1%	99.3%	99.3%	99.2%	99.5%	99.3%	99.3%	99.2%
99.9%	99.9%	99.9%	99.9%	99.9%	99.9%	100.0%	99.9%	100.0%
99.6%	99.5%	99.8%	99.6%	99.6%	99.7%	99.6%	99.7%	99.7%
99.9%	99.9%	99.8%	99.9%	99.9%	99.9%	99.9%	99.9%	99.9%
99.5%	99.7%	99.6%	99.7%	99.7%	99.9%	100.0%	99.9%	99.8%
99.9%	99.9%	99.9%	99.9%	99.9%	99.9%	99.9%	99.9%	99.9%
99.752%	99.789%	99.785%	99.813%	99.830%	99.897%	99.876%	99.864%	99.876%

21-Sep-12	28-Sep-12	5-Oct-12	12-Oct-12	19-Oct-12	26-Oct-12	2-Nov-12	9-Nov-12	16-Nov-12
-----------	-----------	----------	-----------	-----------	-----------	----------	----------	-----------

0.1%	0.1%	0.0%	0.0%	0.0%	0.0%	0.0%	0.1%	0.1%
0.5%	1.1%	0.4%	0.7%	0.5%	0.8%	0.5%	0.4%	0.5%
0.0%	0.1%	0.1%	0.0%	0.0%	0.1%	0.0%	0.0%	0.0%
0.4%	0.3%	0.2%	0.4%	0.4%	0.3%	0.2%	0.3%	0.3%
0.1%	0.0%	0.1%	0.0%	0.0%	0.0%	0.0%	0.0%	0.0%
0.1%	0.1%	0.1%	0.2%	0.2%	0.1%	0.1%	0.1%	0.1%
0.1%	0.0%	0.1%	0.1%	0.0%	0.0%	0.0%	0.1%	0.1%
0.1%	0.1%	0.1%	0.1%	0.1%	0.1%	0.1%	0.1%	0.1%

99.9%	99.9%	100.0%	100.0%	100.0%	100.0%	100.0%	99.9%	99.9%
99.5%	98.9%	99.6%	99.3%	99.5%	99.2%	99.5%	99.6%	99.5%
100.0%	99.9%	99.9%	100.0%	100.0%	99.9%	100.0%	100.0%	100.0%
99.6%	99.7%	99.8%	99.6%	99.6%	99.7%	99.8%	99.7%	99.7%
99.9%	100.0%	99.9%	100.0%	100.0%	100.0%	100.0%	100.0%	100.0%
99.9%	99.9%	99.9%	99.8%	99.8%	99.9%	99.9%	99.9%	99.9%
99.9%	100.0%	99.9%	99.9%	100.0%	100.0%	100.0%	99.9%	99.9%
99.901%	99.880%	99.902%	99.896%	99.907%	99.908%	99.928%	99.905%	99.906%

23-Nov-12	30-Nov-12	7-Dec-12	14-Dec-12	21-Dec-12	28-Dec-12	4-Jan-13	11-Jan-13	18-Jan-13
-----------	-----------	----------	-----------	-----------	-----------	----------	-----------	-----------

0.0%	0.1%	0.0%	0.1%	0.0%	0.0%	0.0%	0.0%	0.0%
0.7%	0.3%	0.5%	0.5%	0.3%	0.5%	0.4%	0.6%	0.4%
0.0%	0.0%	0.0%	0.0%	0.0%	0.0%	0.0%	0.0%	0.0%
0.3%	0.3%	0.2%	0.2%	0.3%	0.4%	0.4%	0.3%	0.3%
0.0%	0.0%	0.0%	0.0%	0.0%	0.0%	0.0%	0.0%	0.0%
0.0%	0.1%	0.0%	0.1%	0.0%	0.0%	0.0%	0.0%	0.0%
0.0%	0.0%	0.1%	0.0%	0.0%	0.0%	0.1%	0.0%	0.0%
0.1%	0.1%	0.1%	0.1%	0.1%	0.1%	0.1%	0.1%	0.1%

100.0%	99.9%	100.0%	99.9%	100.0%	100.0%	100.0%	100.0%	100.0%
99.3%	99.7%	99.5%	99.5%	99.7%	99.5%	99.6%	99.4%	99.6%
100.0%	100.0%	100.0%	100.0%	100.0%	100.0%	100.0%	100.0%	100.0%
99.7%	99.7%	99.8%	99.8%	99.7%	99.6%	99.6%	99.7%	99.7%
100.0%	100.0%	100.0%	100.0%	100.0%	100.0%	100.0%	100.0%	100.0%
100.0%	99.9%	100.0%	99.9%	100.0%	100.0%	100.0%	100.0%	100.0%
100.0%	100.0%	99.9%	100.0%	100.0%	100.0%	99.9%	100.0%	100.0%
99.917%	99.930%	99.927%	99.919%	99.934%	99.921%	99.900%	99.928%	99.929%

25-Jan-13	1-Feb-13	8-Feb-13	15-Feb-13	22-Feb-13	1-Mar-13	8-Mar-13	15-Mar-13	22-Mar-13
-----------	----------	----------	-----------	-----------	----------	----------	-----------	-----------

0.0%	0.0%	0.0%	0.1%	0.0%	0.0%	0.0%	0.0%	0.0%
0.5%	0.2%	0.4%	0.3%	0.4%	0.1%	0.2%	0.2%	0.2%
0.0%	0.0%	0.0%	0.0%	0.0%	0.0%	0.0%	0.0%	0.0%
0.3%	0.4%	0.3%	0.2%	0.3%	0.3%	0.0%	0.1%	0.0%
0.0%	0.0%	0.0%	0.0%	0.0%	0.0%	0.0%	0.0%	0.0%
0.0%	0.0%	0.1%	0.1%	0.1%	0.0%	0.1%	0.0%	0.1%
0.1%	0.0%	0.0%	0.0%	0.0%	0.1%	0.0%	0.0%	0.0%
0.1%	0.1%	0.1%	0.1%	0.1%	0.1%	0.0%	0.0%	0.0%

100.0%	100.0%	100.0%	99.9%	100.0%	100.0%	100.0%	100.0%	100.0%
99.5%	99.8%	99.6%	99.7%	99.6%	99.9%	99.8%	99.8%	99.8%
100.0%	100.0%	100.0%	100.0%	100.0%	100.0%	100.0%	100.0%	100.0%
99.7%	99.6%	99.7%	99.8%	99.7%	99.7%	100.0%	99.9%	100.0%
100.0%	100.0%	100.0%	100.0%	100.0%	100.0%	100.0%	100.0%	100.0%
100.0%	100.0%	99.9%	99.9%	99.9%	100.0%	99.9%	100.0%	99.9%
99.9%	100.0%	100.0%	100.0%	100.0%	99.9%	100.0%	100.0%	100.0%
99.921%	99.936%	99.932%	99.941%	99.938%	99.947%	99.970%	99.973%	99.965%

29-Mar-13 5-Apr-13 12-Apr-13

0.0%	0.0%
0.3%	0.2%
0.0%	0.0%
0.0%	0.0%
0.0%	0.0%
0.0%	0.1%
0.1%	0.0%
0.0%	0.0%

100.0%	100.0%
99.7%	99.8%
100.0%	100.0%
100.0%	100.0%
100.0%	100.0%
100.0%	99.9%
99.9%	100.0%
99.965%	99.969%

Produced Natively



[NRx, RRx and TRx by Strength](#)
[Distribution of Rxs by Strength](#)
[Distribution of NRx, RRx and TRx by Strength](#)
[Weekly Growth in Butrans TRxs](#)

		Butrans New, Refill and Total Prescriptions by Strength													
		Total			5 mcg/hour			10 mcg/hour			20 mcg/hour			Total	
<u>Week #</u>	<u>Week Ending</u>	<u>NRx</u>	<u>RRx</u>	<u>TRx</u>	<u>NRx</u>	<u>RRx</u>	<u>TRx</u>	<u>NRx</u>	<u>RRx</u>	<u>TRx</u>	<u>NRx</u>	<u>RRx</u>	<u>TRx</u>	<u>NRx</u>	<u>RRx</u>
Week 92	26-Oct-12	7,624	2,162	9,786	1,944	459	2,403	3,410	975	4,385	2,270	728	2,998	77.9%	22.1%
Week 93	2-Nov-12	7,366	2,171	9,537	1,880	434	2,314	3,319	994	4,313	2,167	743	2,910	77.2%	22.8%
Week 94	9-Nov-12	7,840	2,311	10,151	1,983	485	2,468	3,443	1,013	4,456	2,414	813	3,227	77.2%	22.8%



		Distribution of Butrans Prescriptions by Strength										Distribution of Butrans Ne					
			5 mcg/hour			10 mcg/hour			20 mcg/hour			Total			5 mcg/hour		
<u>Week #</u>	<u>Week Ending</u>	<u>TRx</u>	<u>NRx</u>	<u>RRx</u>	<u>TRx</u>	<u>NRx</u>	<u>RRx</u>	<u>TRx</u>	<u>NRx</u>	<u>RRx</u>	<u>TRx</u>	<u>NRx</u>	<u>RRx</u>	<u>TRx</u>	<u>NRx</u>	<u>RRx</u>	
Week 92	26-Oct-12	100.0%	19.9%	4.7%	24.6%	34.8%	10.0%	44.8%	23.2%	7.4%	30.6%	77.9%	22.1%	100.0%	80.9%	19.1%	
Week 93	2-Nov-12	100.0%	19.7%	4.6%	24.3%	34.8%	10.4%	45.2%	22.7%	7.8%	30.5%	77.2%	22.8%	100.0%	81.2%	18.8%	
Week 94	9-Nov-12	100.0%	19.5%	4.8%	24.3%	33.9%	10.0%	43.9%	23.8%	8.0%	31.8%	77.2%	22.8%	100.0%	80.3%	19.7%	



		w, Refill and Total Prescriptions by Strength							Weekly Growth in Butrans New, Refill and Total Presc							
		10 mcg/hour				20 mcg/hour			Total			5 mcg/hour			10 mcg/hou	
<u>Week #</u>	<u>Week Ending</u>	<u>TRx</u>	<u>NRx</u>	<u>RRx</u>	<u>TRx</u>	<u>NRx</u>	<u>RRx</u>	<u>TRx</u>	<u>NRx</u>	<u>RRx</u>	<u>TRx</u>	<u>NRx</u>	<u>RRx</u>	<u>TRx</u>	<u>NRx</u>	<u>RRx</u>
Week 92	26-Oct-12	100.0%	77.8%	22.2%	100.0%	75.7%	24.3%	100.0%	0.9%	1.9%	1.1%	-2.8%	9.5%	-0.7%	2.8%	5.1%
Week 93	2-Nov-12	100.0%	77.0%	23.0%	100.0%	74.5%	25.5%	100.0%	-3.4%	0.4%	-2.5%	-3.3%	-5.4%	-3.7%	-2.7%	1.9%
Week 94	9-Nov-12	100.0%	77.3%	22.7%	100.0%	74.8%	25.2%	100.0%	6.4%	6.4%	6.4%	5.5%	11.8%	6.7%	3.7%	1.9%



Prescriptions by Strength

<u>Week #</u>	<u>Week Ending</u>	20 mcg/hour			
		<u>TRx</u>	<u>NRx</u>	<u>RRx</u>	<u>TRx</u>
Week 92	26-Oct-12	3.3%	1.4%	-5.9%	-0.5%
Week 93	2-Nov-12	-1.6%	-4.5%	2.1%	-2.9%
Week 94	9-Nov-12	3.3%	11.4%	9.4%	10.9%



[Butrans 10mcg Equivalents](#)
[Distribution of 10mcg Equivalents](#)
[Weekly Growth in 10mcg Equivalents](#)

		Butrans 10mcg Equivalents				Trend Line Sept 1	Trend Line Jan 20	Distrib
		Total TRx	5 mcg/hour TRx	10 mcg/hour TRx	20 mcg/hour TRx	Total TRx	Total TRx	
Week #	Week Ending							
Week 92	26-Oct-12	11,583	1,202	4,385	5,996		11,583	100.0%
Week 93	2-Nov-12	11,290	1,157	4,313	5,820		11,290	100.0%
Week 94	9-Nov-12	12,144	1,234	4,456	6,454		12,144	100.0%



		Distribution of Butrans 10mcg Equivalents		
<u>Week #</u>	<u>Week Ending</u>	5 mcg/hour <u>TRx</u>	10 mcg/hour <u>TRx</u>	20 mcg/hour <u>TRx</u>
Week 92	26-Oct-12	10.4%	37.9%	51.8%
Week 93	2-Nov-12	10.2%	38.2%	51.6%
Week 94	9-Nov-12	10.2%	36.7%	53.1%

Weekly Growth - Butrans 10mcg Equivalents			
Total <u>TRx</u>	5mcg <u>TRx</u>	10mcg <u>TRx</u>	20mcg <u>TRx</u>
0.9%	-0.7%	3.3%	-0.5%
-2.5%	-3.7%	-1.6%	-2.9%
7.6%	6.7%	3.3%	10.9%



[TRxs by Channel](#)

[Distribution of Rx's by Channel](#)

[Weekly Growth in Butrans TRxs by Channel](#)

Week # Week Ending
 Week 92 26-Oct-12
 Week 93 2-Nov-12

Butrans TRxs (absolute) by Channel			
Total	Retail	LTC	Mail
9,786	9,253	405	128
9,537	9,001	380	156

Distribution of Butrans TRxs by Channel			
Total	Retail	LTC	Mail
100.0%	94.6%	4.1%	1.3%
100.0%	94.4%	4.0%	1.6%

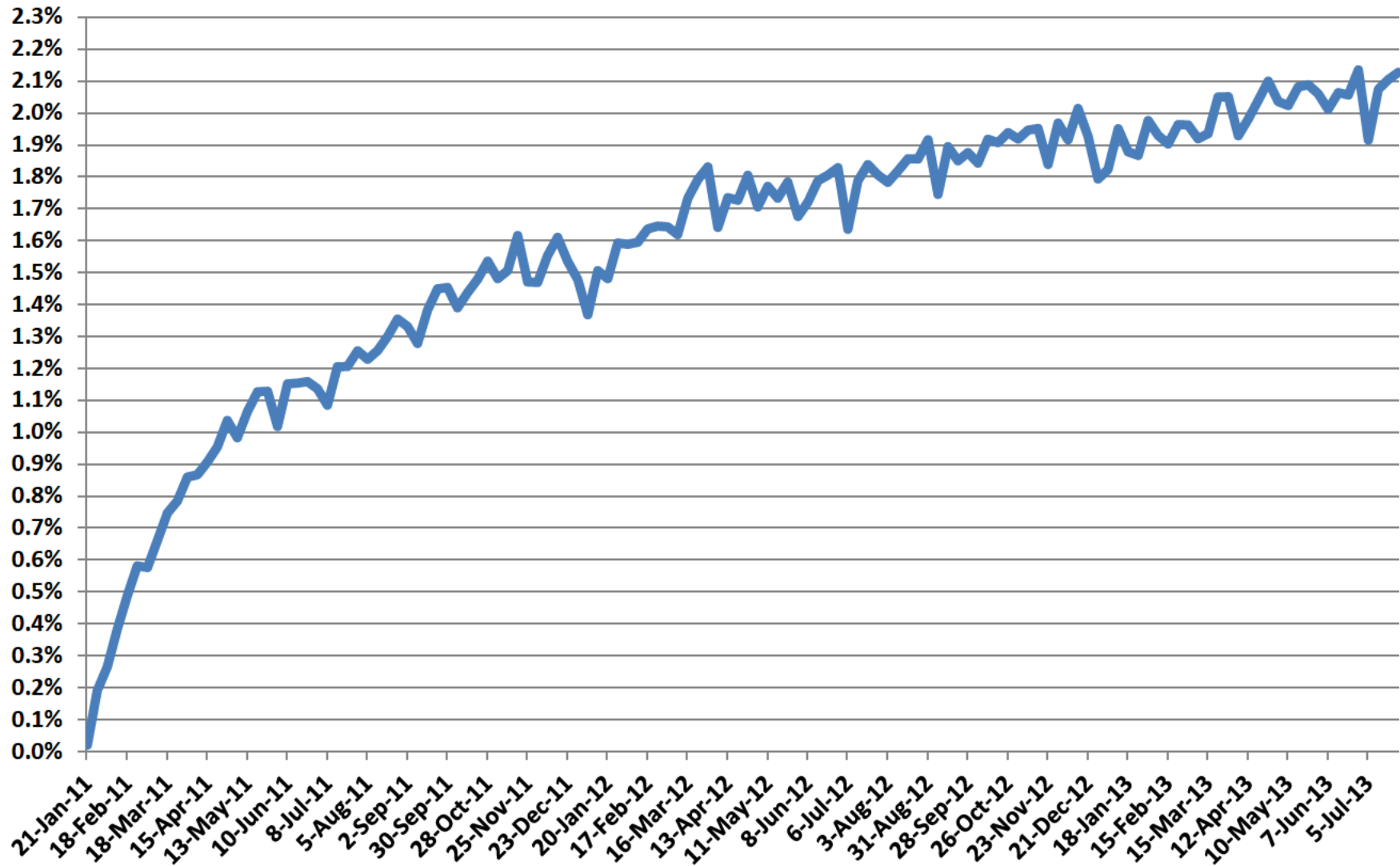


		Growth in Butrans TRXs by Channel			
<u>Week #</u>	<u>Week Ending</u>	Total	Retail	LTC	Mail
Week 92	26-Oct-12	1.1%	1.1%	1.5%	-1.5%
Week 93	2-Nov-12	-2.5%	-2.7%	-6.2%	21.9%

Butrans Weekly Extended Release Opioid Rx Share

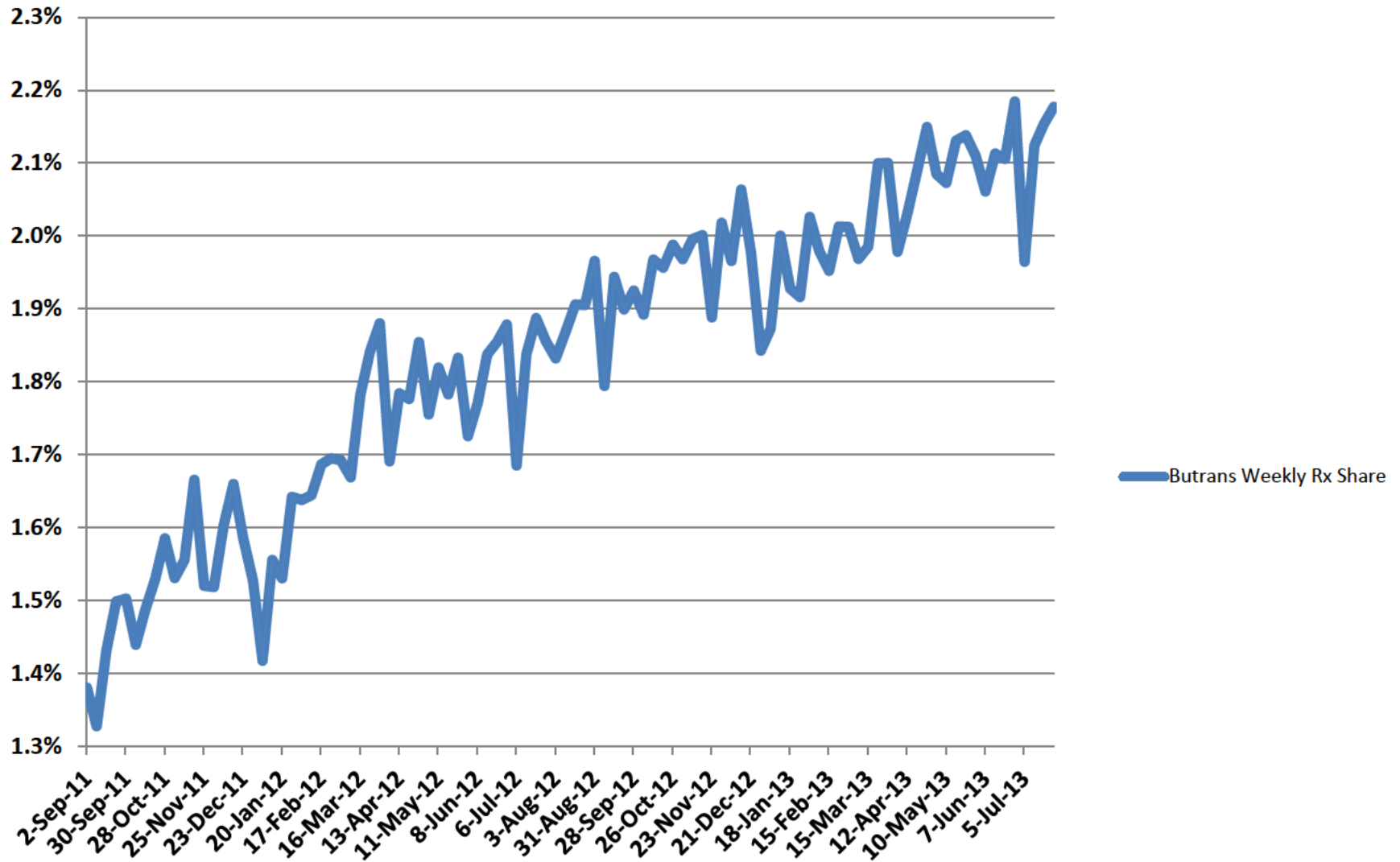
(Source: IMS National Prescription Audit; includes both brand and generic opioids)

Weekly TRx Share



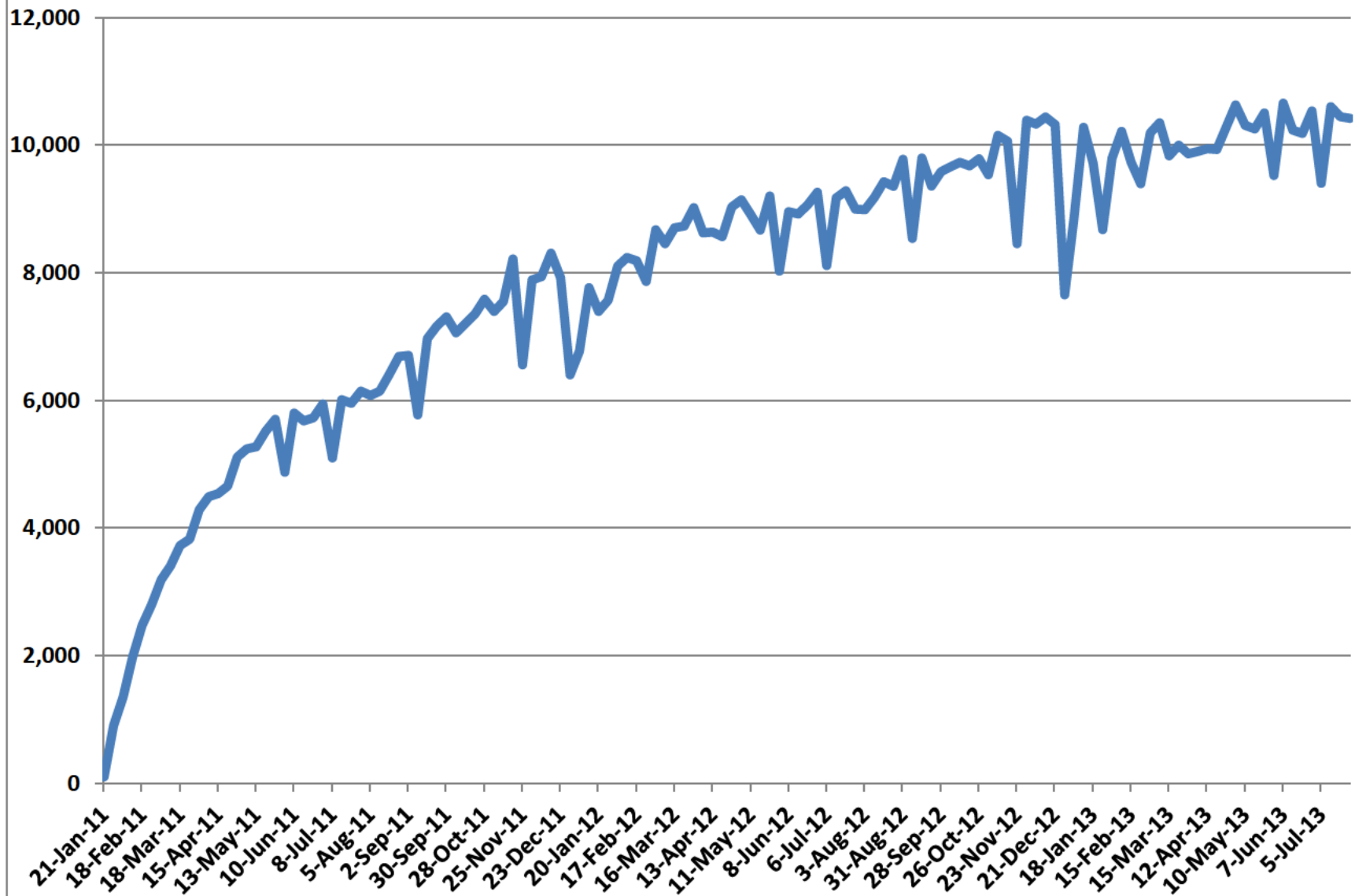
Detailed Butrans Weekly Extended Release Opioid Market Share

(Source: IMS National Prescription Audit; includes both branded and generic opioids)

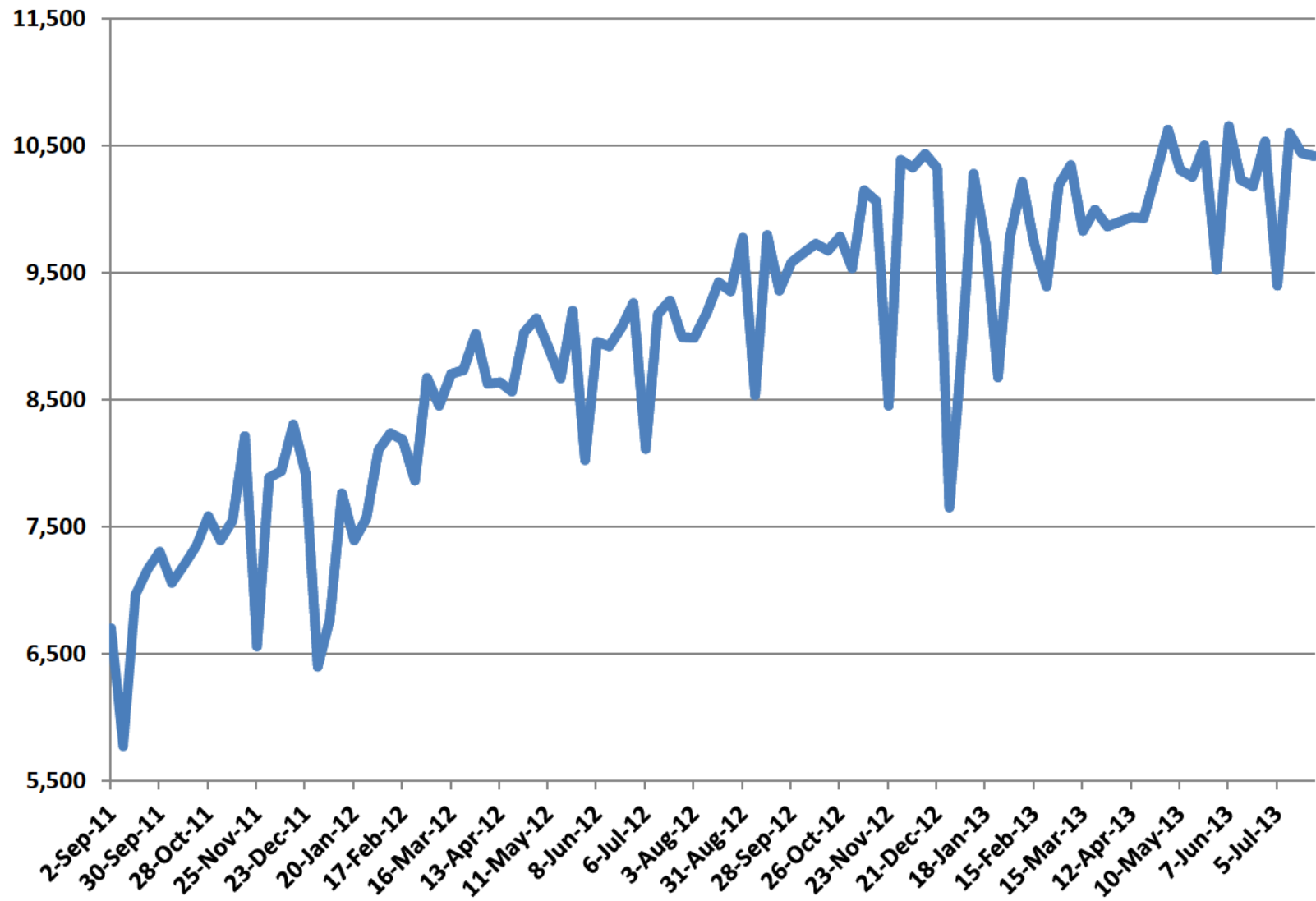


Butrans Weekly Rx Graph (Source: IMS National Prescription Audit)

Weekly TRxs



Detailed Butrans Weekly Rx's (Source: IMS National Prescription Audit)



Message

From: Mahony, Edward [REDACTED]
Sent: 8/6/2013 5:21:47 PM
To: Boer, Peter [REDACTED]; Lewent, Judy [REDACTED]; Pickett, Cecil [REDACTED]; Costa, Paulo [REDACTED]; Sackler, Beverly [REDACTED]; Sackler, David [REDACTED]; Sackler, Dr Kathe [REDACTED]; Sackler, Dame Theresa [REDACTED]; Sackler, Dr Raymond R [REDACTED]; Sackler, Dr Richard [REDACTED]; Sackler Lefcourt, Ilene [REDACTED]; Sackler, Jonathan [REDACTED]; Sackler, Mortimer D.A. [REDACTED]; Snyderman, Ralph [REDACTED]; Baker, Stuart D. [REDACTED]; Stewart, John H. (US) [REDACTED]; Gasdia, Russel [REDACTED]; Landau, Dr. Craig [REDACTED]; Lundie, David [REDACTED]; Weinstein, Bert [REDACTED];
CC: Rosen, David (Sales and Marketing) [REDACTED]; Lowne, Jon [REDACTED]; Boer, Pete [REDACTED];
BCC: Stewart, John H. (US) [REDACTED]
Subject: July Flash Report
Attachments: 2013 July Sales Analysis Monthly Package 8_5.pdf

Colleagues - The following flash financial report covers Purdue sales, cash-on-hand and material financial developments, if any. The report focuses on variances to the 2013 mid-year forecast presented in July which projected a reduction in net sales from the original 2013 budget of \$303.1 million, from \$2,410.3 million to \$2107.2 million - a decline of 12.6%.

Net Sales

Net Sales for July were \$196 million representing the highest sales month since December 2012 --- \$12.6 million above the mid-year forecast.

Net Sales for the seven months ending July were \$1,178.9 million --- \$53.3 million lower than the same period last year and \$35.3 million or 2.9% under the mid-year forecast. The sales performance is under the mid-year forecast due to lower trade stocking, discussed below. The underlying demand is at or very close to the mid-year forecast.

OxyContin

OxyContin net sales for the seven months ending July total \$1,053.1 million --- \$29.9 million below the mid-year forecast and \$77.3 million lower than the same period last year. The variance vs. mid-year forecast is due to:

- a. OxyContin prescriptions are running in line with the mid-year forecast. However, we are experiencing higher than anticipated declines in the higher strengths resulting in a demand miss of \$6.0 million (see discussion of influences on OxyContin demand below).
- b. OxyContin trade inventory is running \$23.9 million below the mid-year forecast.

Influences on OxyContin demand:

- a. The 2013 budget assumed that the analgesic sales force would have OxyContin as the primary presentation in 50% of all calls - up from 30% at the end of 2012. That would have resulted in 215 thousand primary OxyContin sales calls in the first 7 months of 2013. OxyContin was the primary focus in only about 139 thousand sales calls through the end of July, 65% of target. Q3 target lists have been issued to the field force, and in July OxyContin primary sales calls were 41% of all primary sales calls.
- b. There are a number of external influences impacting demand:
 - i. Pharmacy chains are requiring pharmacists to screen and not fill opioid prescriptions that are outside certain parameters. These guidelines tend to be more stringent on higher doses or higher quantities. These guidelines are making it difficult for some patients to get appropriate medication. For example, On April 1, 2013 Walgreens implemented a Good Faith Dispensing Policy as part of settlement with the DEA. That settlement includes numerous screens which are intended to reduce the volume of opioid prescriptions filled (details of the settlement agreement are available on the DEA web site - <http://www.justice.gov/dea/divisions/mia/2013/mia061113.shtml>).
 - ii. Pharmacy inventory holdings appear to have stabilized, with the exception of Walgreens. From January to June 2013, Walgreens OxyContin bottles per store declined from 10.63 to 9.41 (down 11.5%) with a more pronounced decline in the higher strengths.

- iii. In response to numerous DEA investigations and settlements wholesalers have also implemented order monitoring programs typically based on statistical analysis of pharmacy ordering patterns. This statistical analysis combined with DEA pressure has resulted in spot shortage of opioid medicines, and in many cases, patient access to prescribed medicine is made more difficult.
- iv. The volume of calls to Purdue's Medical information line regarding patient's having difficulty in getting their prescription to a Purdue product (PRIMARILY OXYCONTIN) has been increasing. These calls are up almost 300% in January to June 2013, compared to the same period in 2012.
- v. The Purdue Team, specifically the Communications and External Affairs Committee ("CEAC") is working with the AMA, national chains, wholesalers, the National Association of Boards of Pharmacy ("NABP"), State Attorney General, amongst others to tackle these issue to ensure patient access.

Butrans

Butrans net sales for the seven months ending July were \$64.5 million --- \$5.9 million below the original 2013 budget and \$17.6 million above the same period last year. The net sales miss is driven by contraction in trade inventory and prescriptions running slightly below budget. The analgesic sales force made 242 thousand primary Butrans sales calls through the end of July vs. budget of 215 thousand primary calls, or 113% of target.

The Butrans 15mcg new strength will commence shipping on October 2nd and is expected to contribute \$2 million of gross sales, primarily stocking.

Intermezzo

The mid-year forecast assumes full year Intermezzo net sales of \$10.4 million versus budget of \$44 million. Prescriptions are in line with that forecast.

Cash and Short Term Investments

At the end of July, unrestricted cash and short term investments totaled \$865 million --- which is \$3 million higher than forecast. This temporary higher-than-forecast cash balance is due to timing of payments. Actual cash payments during the month included Board approved non-tax distribution payments of \$42 million and OxyContin royalties to Grünenthal at \$20 million.

Material Financial Event in the Month - none noted.

Best Regards,

Ed

**Purdue U.S.
Sales Flash Report
July 2013**

Page Number

2	Sales Summary Gross to Net
3	Net Sales by Product
4	Sales Variance to Budget
5	Trade Inventory
6	Sales by Month

Purdue US Sales Summary Gross to Net

Expressed in 000's

	July Year-to-Date				Variance 2013 YTD Actual Vs.			Full Year					
	2013 YTD Actual	2013 YTD Budget	2013 Mid Year Update	2012 YTD Actual	2013 YTD Budget	2013 Mid Year Update	2012 YTD Actual	2013 Budget	2013 Mid Year Update	2012 Actual	2011 Actual	2010 Actual	2009 Actual
10mg	\$ 80,748	\$ 91,692	\$ 81,734	\$ 83,195	\$ (10,943)	\$ (986)	\$ (2,447)	\$ 156,987	\$ 142,460	\$ 152,741	\$ 146,784	\$ 121,344	\$ 133,629
15mg	21,024	22,105	20,076	17,653	(1,082)	948	3,371	37,814	35,840	33,992	27,136	23,620	16,548
20mg	206,811	245,335	217,250	222,557	(38,523)	(10,439)	(15,746)	419,948	377,709	402,472	404,149	361,266	369,289
30mg	118,988	138,781	120,672	109,910	(19,793)	(1,684)	9,078	237,429	214,549	205,335	171,730	161,048	114,431
40mg	305,477	363,565	322,293	344,052	(58,089)	(16,816)	(38,575)	622,343	555,777	618,704	633,738	682,972	708,279
60mg	187,663	227,270	192,495	185,360	(39,607)	(4,832)	2,303	388,817	338,266	340,746	300,721	315,742	226,251
80mg	514,063	615,511	527,220	573,159	(101,448)	(13,158)	(59,096)	1,053,126	888,508	1,023,075	1,096,778	1,331,784	1,320,222
160mg	-	-	-	-	-	-	-	-	-	-	(17)	-	-
OxyContin	1,434,774	1,704,259	1,481,740	1,535,886	(269,485)	(46,967)	(101,113)	2,916,463	2,553,108	2,777,064	2,781,018	2,997,775	2,888,649
Butrans	79,344	86,613	86,613	56,084	(7,268)	(7,268)	23,260	160,025	160,025	112,887	73,531	-	-
Intermezzo	6,532	25,867	9,048	13,863	(19,335)	(2,516)	(7,331)	57,622	13,892	16,556	-	-	-
Dilaudid Ampules	1,795	2,662	2,662	3,923	(867)	(867)	(2,127)	4,328	4,328	8,272	6,044	10,209	5,444
Dilaudid Vials	756	491	491	808	265	265	(51)	797	797	1,306	1,302	6,638	2,417
Dilaudid Tablets	5,961	6,995	6,995	8,242	(1,034)	(1,034)	(2,281)	11,856	11,856	14,191	17,495	18,234	24,977
Dilaudid	8,513	10,149	10,149	12,972	(1,636)	(1,636)	(4,459)	16,981	16,981	23,769	24,842	35,081	32,838
MS Contin	6,752	6,909	6,909	7,406	(157)	(157)	(654)	11,642	11,642	12,974	13,339	15,101	16,860
Ryzolt	(709)	-	-	(6,539)	(709)	(709)	5,829	-	-	(6,924)	11,168	16,510	10,842
Betadine First Aid	2,441	2,351	2,351	2,356	90	90	85	4,027	4,027	4,118	4,164	4,249	3,858
Betadine Hospital	2,736	2,564	2,564	2,639	172	172	97	4,401	4,401	4,653	4,412	4,196	3,864
Betadine Veterinary	577	479	479	532	98	98	45	830	830	850	793	765	729
Betadine	5,754	5,394	5,394	5,527	361	361	227	9,258	9,258	9,621	9,369	9,210	8,451
Betasept	1,191	1,091	1,091	1,083	100	100	108	1,878	1,878	1,971	1,753	1,715	1,500
Colace	13,898	14,974	14,974	14,403	(1,076)	(1,076)	(505)	25,669	25,669	25,891	23,729	22,250	22,889
Peri-Colace	2,440	2,746	2,746	2,624	(306)	(306)	(184)	4,708	4,708	4,403	3,968	3,637	3,058
Colace / Peri-Colace	16,338	17,720	17,720	17,027	(1,382)	(1,382)	(689)	30,377	30,377	30,294	27,697	25,887	25,947
Senokot	5,730	5,403	5,403	5,747	327	327	(17)	9,263	9,263	10,000	10,428	9,894	7,272
Senokot - S	6,978	5,626	5,626	6,413	1,352	1,352	565	9,648	9,648	11,220	13,010	12,360	11,357
Senokot	12,708	11,029	11,029	12,160	1,679	1,679	548	18,911	18,911	21,220	23,437	22,253	18,629
Slow-Mag	3,261	3,096	3,096	2,328	165	165	933	5,316	5,316	5,554	5,352	4,585	4,703
Discontinued Products	(7)	-	-	(67)	(7)	(7)	60	-	-	(81)	(344)	(243)	3,725
Gross Branded Sales	\$ 1,574,451	\$ 1,872,127	\$ 1,632,789	\$ 1,657,731	\$ (297,675)	\$ (58,337)	\$ (83,279)	\$ 3,228,472	\$ 2,821,387	\$ 3,004,905	\$ 2,971,161	\$ 3,127,873	\$ 3,012,143
Fee-for-Service	\$ (32,272)	\$ (37,904)	\$ (33,791)	\$ (42,005)	\$ 5,632	\$ 1,519	\$ 9,733	\$ (65,338)	\$ (57,957)	\$ (69,313)	\$ (74,507)	\$ (79,237)	\$ (76,215)
Disc.	(29,468)	(40,496)	(32,971)	(27,133)	11,029	3,504	(2,335)	(88,198)	(54,066)	(67,018)	(49,328)	(61,312)	(60,921)
Ryzolt Returns Reserve	708	-	-	7,041	708	708	(6,333)	-	-	7,167	161	-	-
Intermezzo Returns Reserve	2,591	-	-	(9,001)	2,591	2,591	11,592	-	-	(8,981)	-	-	-
OxyContin Returns Reserve	-	-	-	-	-	-	-	-	-	(65,199)	(7,055)	12,519	5,359
Savings Card Discount	(24,976)	(19,484)	(25,038)	(13,356)	(5,492)	62	(11,620)	(34,537)	(41,334)	(25,104)	(15,572)	(15,691)	(17,131)
Rebates	(280,849)	(332,334)	(287,022)	(307,219)	51,485	6,173	26,370	(566,117)	(488,582)	(517,605)	(545,891)	(621,633)	(455,092)
Proposed regulation adj for Medicaid rebat	(33,751)	(38,808)	(40,640)	(35,052)	5,057	6,889	1,301	(65,584)	(73,892)	(60,383)	(68,854)	(40,041)	-
Other	2,549	963	963	1,305	1,586	1,586	1,244	1,651	1,651	2,455	12,380	27,611	-
Less: Deductions Subtotal	\$ (395,468)	\$ (468,063)	\$ (418,499)	\$ (425,419)	\$ 72,595	\$ 23,031	\$ 29,952	\$ (818,124)	\$ (714,179)	\$ (803,982)	\$ (748,667)	\$ (777,784)	\$ (604,000)
Net Branded Sales	\$ 1,178,984	\$ 1,404,063	\$ 1,214,290	\$ 1,232,311	\$ (225,080)	\$ (35,306)	\$ (53,327)	\$ 2,410,348	\$ 2,107,208	\$ 2,200,922	\$ 2,222,495	\$ 2,350,089	\$ 2,408,143
Percent deductions gross to net	25.1%	25.0%	25.6%	25.7%	0.12%	-0.51%	-0.03%	25.3%	25.3%	26.8%	25.2%	24.9%	20.1%

Sales Summary by Product - Gross to Net

Expressed in 000's

	July Year-to-Date								Variance 2013 YTD Actual Vs.						Full Year					
	2013 YTD Actual	% of Gross Sales	2013 YTD Budget	% of Gross Sales	2013 Mid Year Forecast	% of Gross Sales	2012 YTD Actual	% of Gross Sales	2013 YTD Budget	% of Gross Sales	2013 Mid Year Forecast	% of Gross Sales	2012 YTD Actual	% of Gross Sales	2013 Budget	% of Gross Sales	2013 Mid Year Forecast	% of Gross Sales	2012 Actual	% of Gross Sales
OxyContin																				
Gross Sales	\$ 1,434,774	100%	\$ 1,704,259	100%	\$ 1,481,740	100%	\$ 1,540,121	100%	\$ (269,485)	100%	\$ (46,967)	100%	\$ (105,347)	100%	\$ 2,916,463	100%	\$ 2,553,108	100%	\$ 2,777,064	100%
Fee for Service	(30,026)	-2.1%	(35,011)	-2.1%	(31,255)	-2.1%	(39,559)	-2.6%	4,985	-1.9%	1,229	-2.6%	9,533	-9.0%	(59,887)	-2.1%	(53,399)	-2.1%	(65,877)	-2.4%
Sales Discounts and Allowances	(25,878)	-1.8%	(36,696)	-2.2%	(30,097)	-2.0%	(24,039)	-1.6%	10,818	-4.0%	4,219	-9.0%	(1,839)	1.7%	(72,658)	-2.5%	(44,826)	-1.8%	(116,425)	-4.2%
Savings Cards Discounts	(19,909)	-1.4%	(13,353)	-0.8%	(19,618)	-1.3%	(9,318)	-0.6%	(6,556)	2.4%	(291)	0.6%	(10,591)	10.1%	(22,813)	-0.8%	(31,522)	-1.2%	(18,330)	-0.7%
Rebates	(272,150)	-19.0%	(322,559)	-18.9%	(277,221)	-18.7%	(301,799)	-19.6%	50,410	-19%	5,071	-11%	29,649	-28.1%	(547,876)	-18.8%	(471,555)	-18.5%	(509,597)	-18.4%
Proposed Regulation Adjustment for Medicaid Rebates	(33,751)	-2.4%	(38,808)	-2.3%	(40,640)	-2.7%	(35,052)	-2.3%	5,057	-1.9%	6,889	-14.7%	1,301	-1.2%	(65,584)	-2.2%	(73,892)	-2.9%	(60,383)	-2.2%
OxyContin Net Sales	1,053,061	73%	1,257,832	74%	1,082,910	73%	1,130,354	66%	(204,771)	76%	(29,849)	64%	(77,293)	73%	2,147,645	74%	1,877,914	74%	2,006,453	72%
Butrans																				
Gross Sales	\$ 79,344	100%	\$ 86,613	100%	\$ 86,613	100%	\$ 56,084	100%	\$ (7,268)	100%	\$ (7,268)	100%	\$ 23,260	100%	\$ 160,025	100%	\$ 160,025	100%	\$ 112,887	100%
Fee for Service	(1,700)	-2.1%	(1,861)	-2.1%	(1,878)	-2.2%	(1,556)	-2.8%	161	-2.2%	178	-2.4%	(144)	-0.6%	(3,432)	-2.1%	(3,448)	-2.2%	(2,693)	-2.4%
Sales Discounts and Allowances	(1,508)	-1.9%	(2,003)	-2.3%	(1,786)	-2.1%	(1,012)	-1.8%	495	-6.8%	279	-3.8%	(496)	-2.1%	(6,826)	-4.3%	(6,609)	-4.1%	(13,725)	-12.2%
Savings Cards Discounts	(4,296)	-5.4%	(4,715)	-5.4%	(4,547)	-5.3%	(3,884)	-6.9%	419	-5.8%	251	-3.5%	(412)	-1.8%	(8,573)	-5.4%	(8,392)	-5.2%	(6,198)	-5.5%
Rebates	(7,300)	-9.2%	(7,942)	-9.2%	(8,011)	-9.2%	(2,746)	-4.9%	642	-8.8%	711	-9.8%	(4,554)	-19.6%	(14,336)	-9.0%	(14,326)	-9.0%	(6,139)	-5.4%
Butrans Net Sales	64,541	81%	70,092	81%	70,390	81%	46,886	84%	(5,551)	76%	(5,850)	80%	17,655	76%	126,858	79%	127,250	80%	84,131	75%
Intermezzo																				
Gross Sales	\$ 6,532	100%	\$ 25,867	100%	\$ 9,048	100%	\$ 13,863	100%	\$ (19,335)	100%	\$ (2,516)	100%	\$ (7,331)	100%	\$ 57,622	100%	\$ 13,892	100%	\$ 16,556	100%
Fee for Service	(158)	-2.4%	(515)	-2.0%	(180)	-2.0%	(353)	-2.5%	356	-1.8%	22	-0.9%	194	-2.7%	(1,147)	-2.0%	(276)	-2.0%	(352)	-2.1%
Sales Discounts and Allowances	2,460	37.7%	(517)	-2.0%	57	0.6%	(9,920)	-71.6%	2,978	-15.4%	2,403	-95.5%	12,381	-168.9%	(6,915)	-12.0%	(1,096)	-7.9%	(9,908)	-59.8%
Savings Cards Discounts	(771)	-11.8%	(1,416)	-5.5%	(873)	-9.7%	(153)	-1.1%	645	-3.3%	102	-4.1%	(618)	8.4%	(3,150)	-5.5%	(1,421)	-10.2%	(576)	-3.5%
Rebates	(495)	-7.6%	(901)	-3.5%	(572)	-6.3%	(289)	-2.1%	407	-2.1%	78	-3.1%	(206)	2.8%	(2,364)	-4.1%	(729)	-5.2%	(138)	-0.8%
Intermezzo Net Sales	7,568	116%	22,518	87%	7,479	83%	3,148	23%	(14,950)	77%	89	-4%	4,420	-60%	44,046	76%	10,371	75%	5,582	34%
Total for All Products																				
Gross Sales	\$ 1,574,451	100%	\$ 1,872,127	100%	\$ 1,632,789	100%	\$ 1,657,731	100%	\$ (297,675)	100%	\$ (58,337)	100%	\$ (83,279)	100%	\$ 3,228,472	100%	\$ 2,821,387	100%	\$ 3,004,905	100%
Fee for Service	(32,272)	-2.0%	(37,904)	-2.0%	(33,791)	-2.1%	(42,005)	-2.5%	5,632	-1.9%	1,519	-2.6%	9,733	-11.7%	(65,338)	-2.0%	(57,957)	-2.1%	(69,313)	-2.3%
Sales Discounts and Allowances	(26,169)	-1.7%	(40,496)	-2.2%	(32,971)	-2.0%	(29,093)	-1.8%	14,328	-4.8%	6,803	-11.7%	2,924	-3.5%	(88,198)	-2.7%	(54,066)	-1.9%	(134,031)	-4.5%
Savings Cards Discounts	(24,976)	-1.6%	(19,485)	-1.0%	(25,038)	-1.5%	(13,356)	-0.8%	(5,491)	1.8%	62	-0.1%	(11,621)	14.0%	(34,537)	-1.1%	(41,334)	-1.5%	(25,104)	-0.8%
Rebates	(280,849)	-17.8%	(332,334)	-17.8%	(287,022)	-17.6%	(307,219)	-18.5%	51,485	-17.3%	6,173	-10.6%	26,370	-31.7%	(566,117)	-17.5%	(488,582)	-17.3%	(517,606)	-17.2%
Proposed Regulation Adjustment for Medicaid Rebates	(33,751)	-2.1%	(38,808)	-2.1%	(40,640)	-2.5%	(35,052)	-2.1%	5,057	-1.7%	6,889	-11.8%	1,301	-1.6%	(65,584)	-2.0%	(73,892)	-2.6%	(60,383)	-2.0%
Other	2,549	0.2%	963	0.1%	963	0.1%	1,305	0.1%	1,586	-0.5%	1,586	-2.7%	1,244	-1.5%	1,651	0.1%	1,651	0.1%	2,455	0.1%
Total Net Sales	\$ 1,178,984	75%	\$ 1,404,063	75%	\$ 1,214,290	74%	\$ 1,232,311	74%	\$ (225,079)	76%	\$ (35,306)	61%	\$ (53,327)	64%	\$ 2,410,348	75%	\$ 2,107,208	75%	\$ 2,200,922	73%

Sales Variance to Forecast

(\$ in millions)

Gross Sales

• Impact of trade inventories lower than Forecast. (1)	\$ (37.6)	
• Lower OxyContin demand versus Forecast. (1)	(9.4)	
Lower OxyContin Sales.		(47.0)
• Butrans sales due to lower trade inventory and demand.		(7.3)
• Intermezzo due to lower trade inventory.		(2.5)
• All Other.		(1.6)
Sub-Total Gross Sales Variance		(58.3)

Deductions

• Lower variable deductions due to lower Sales.	23.0
---	------

Net Branded Sales Variance to Forecast

\$ (35.3)

(1) Each of these factors is based on estimates provided by IMS and customers.

Trade Inventory Summary

Highlights

OxyContin trade inventory decline is \$37 million lower than the Mid Year Forecast largely due to temporary fluctuations in wholesaler inventory holdings

	Inventory Value (\$000's)				Months on Hand		
	YTD July 2013			FY 2013	Jul-13		
	Actual	Forecast	Variance	Forecast	Actual	Forecast	Variance
<u>OxyContin</u>							
Total Trade Inventory - January 1st, 2013	\$ 539,959	\$ 539,959	\$ -	\$ 539,959	2.3	2.0	0.25
Wholesaler - Ending (1)	176,200	224,457	(48,257)	224,457	0.8	1.0	(0.2)
Pharmacy - Ending (2)	200,494	189,625	10,869	194,532	1.0	1.0	0.0
Hospital/Other - Ending	4,542	4,708	(166)	4,396	0.0	0.0	(0.0)
Total Trade Inventory - July 31st, 2013	<u>\$ 381,236</u>	<u>\$ 418,790</u>	<u>\$ (37,554)</u>	<u>\$ 423,385</u>	<u>1.8</u>	<u>1.9</u>	<u>(0.2)</u>
Change in Trade Inventory	\$ (158,723)	\$ (121,170)	\$ (37,554)	\$ (116,575)	0.5	0.1	0.4
<u>Butrans</u>							
Total Trade Inventory - January 1st, 2013	\$ 21,102	\$ 21,102	\$ -	\$ 21,102	2.1	1.9	0.2
Wholesaler - Ending (1)	13,194	12,052	1,142	12,052	1.1	1.0	0.1
Pharmacy - Ending (2)	6,875	10,221	(3,346)	17,157	0.6	0.8	(0.3)
Hospital/Other - Ending	265	308	(43)	267	0.0	0.0	(0.0)
Total Trade Inventory - July 31st, 2013	<u>\$ 20,333</u>	<u>\$ 22,581</u>	<u>\$ (2,248)</u>	<u>\$ 29,476</u>	<u>1.8</u>	<u>2.4</u>	<u>(0.6)</u>
Change in Trade Inventory	\$ (769)	\$ 1,479	\$ (2,248)	\$ 8,375	0.2	(0.5)	0.8
<u>Intermezzo</u>							
Total Trade Inventory - January 1st, 2013	\$ 10,008	\$ 10,008	\$ -	\$ 10,008	N/A	N/A	N/A
Wholesaler - Ending (1)	1,859	3,194	(1,335)	3,194	N/A	N/A	N/A
Pharmacy - Ending (2)	5,859	6,452	(592)	6,452	N/A	N/A	N/A
Hospital/Other - Ending	-	-	-	-	N/A	N/A	N/A
Total Trade Inventory - July 31st, 2013	<u>\$ 7,718</u>	<u>\$ 9,646</u>	<u>\$ (1,927)</u>	<u>\$ 9,646</u>	<u>N/A</u>	<u>N/A</u>	<u>N/A</u>
Change in Trade Inventory	\$ (2,290)	\$ (362)	\$ (1,927)	\$ (362)	N/A	N/A	N/A

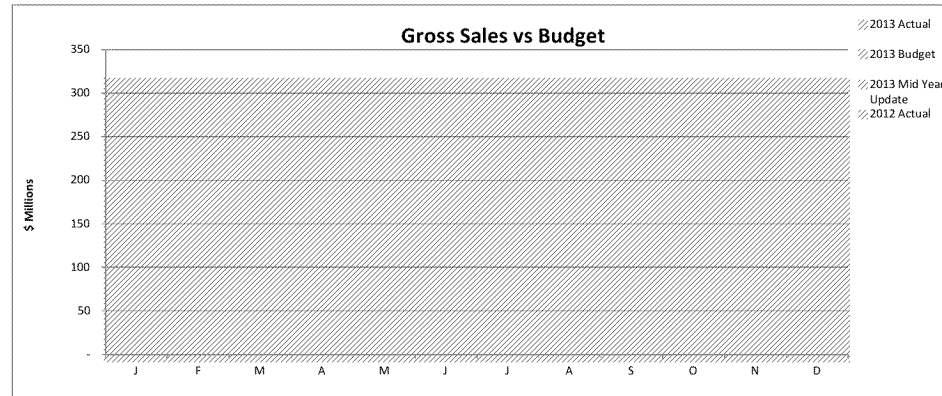
Footnotes

(1) - **Wholesaler** - Includes inventory held by the wholesaler derived from the Value Centric system.

(2) - **Pharmacy** - assumes the pharmacies maintain stocking levels.

Gross Sales by Month

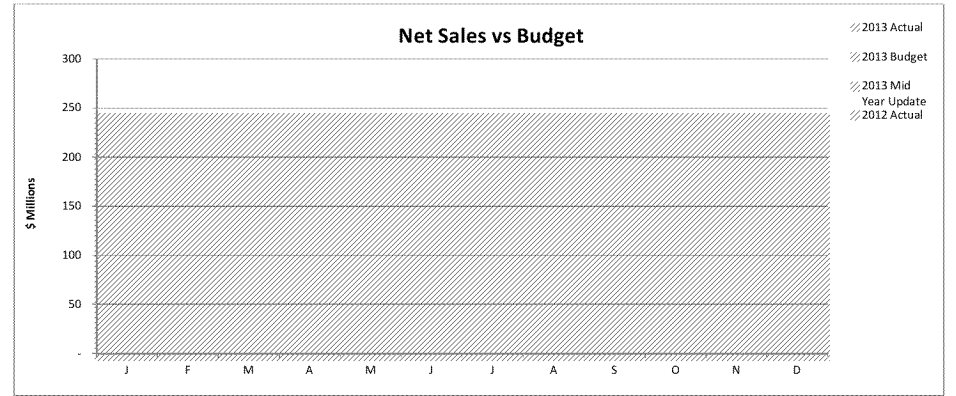
(\$ Millions)	2013		2013 Mid Year Update	2012	2011	Monthly		
	Actual	Budget				2013 % Budget	2013 % of 2012	2013 % of 2011
January	\$ 182.5	\$ 255.7	\$ 190.1	\$ 175.4	\$ 215.8	71.4%	104.0%	84.5%
February	197.6	248.9	199.3	185.4	198.5	79.4%	106.6%	99.6%
March	239.9	268.8	237.9	313.2	310.9	89.3%	76.6%	77.2%
Q1	620.0	773.4	627.3	674.0	725.2	80.2%	85.5%	89.4%
April	252.9	275.8	254.8	238.2	260.8	91.7%	106.2%	97.0%
May	223.7	280.5	262.4	297.3	212.9	79.7%	75.2%	105.1%
June	208.7	263.1	242.9	228.4	288.5	79.3%	91.4%	72.4%
Q2	685.3	819.4	760.1	764.0	762.2	83.6%	89.9%	85.5%
July	269.1	279.3	245.3	219.7	209.5	96.3%	122.5%	128.4%
August		275.2	242.7	294.3	242.7			
September		261.9	234.7	235.5	274.1			
Q3	-	816.4	722.7	749.6	726.3			
October		282.0	241.4	235.2	221.8			
November		266.8	230.5	287.7	238.8			
December		270.4	239.3	294.4	296.8			
Q4	-	819.3	711.2	817.3	757.4			
Total	\$ 1,574.4	\$ 3,228.5	\$ 2,821.4	\$ 3,004.9	\$ 2,971.2	48.8%	53.0%	50.3%
YTD Cumulative	\$ 1,574.4	\$ 1,872.1	\$ 1,632.8	\$ 1,657.7	\$ 1,697.0	84.1%	92.8%	105.6%



Note: The above net sales includes the impact of the proposed final rule for Medicaid rebates.

Net Sales by Month

(\$ Millions)	2013		2013 Mid Year Update	2012	2011	Monthly		
	Actual	Budget				2013 % Budget	2013 % of 2012	2013 % of 2011
January	\$ 136.4	\$ 192.4	\$ 141.9	\$ 126.2	\$ 163.2	70.9%	108.1%	83.5%
February	143.6	181.3	145.7	140.0	154.4	79.2%	102.6%	93.0%
March	181.6	202.1	174.5	241.9	238.3	89.8%	75.1%	76.2%
Q1	461.5	575.8	462.2	508.0	555.8	80.1%	83.0%	85.5%
April	187.1	207.5	190.9	176.2	197.1	90.2%	106.2%	94.9%
May	171.5	211.2	196.5	218.2	172.9	81.2%	78.6%	99.2%
June	162.9	198.9	181.2	162.4	216.9	81.9%	100.3%	75.1%
Q2	521.5	617.6	568.6	556.8	587.0	84.4%	88.8%	82.9%
July	196.1	210.6	183.5	167.5	168.4	93.1%	117.0%	116.5%
August		208.2	181.3	218.8	185.1			
September		197.8	175.2	146.7	193.2			
Q3	-	616.7	539.9	533.0	546.7			
October		213.3	180.7	174.9	158.4			
November		202.0	172.3	213.8	181.3			
December		185.0	183.4	214.4	193.3			
Q4	-	600.2	536.4	603.1	533.0			
Total	\$ 1,179.0	\$ 2,410.3	\$ 2,107.2	\$ 2,200.9	\$ 2,222.5	48.9%	53.0%	50.8%
YTD Cumulative	\$ 1,179.0	\$ 1,404.1	\$ 1,214.3	\$ 1,232.3	\$ 1,311.2	84.0%	89.9%	85.9%



Message

From: Baker, Stuart D. [REDACTED]
Sent: 8/7/2013 11:16:16 AM
To: Sackler, Dr Richard [REDACTED]
Subject: FW: Draft Annotated Agendas
Attachments: AABDMS INTLCOs AUGUST2013.DOCX; AABDMs USCOs AUGUST2013.DOCX; AAMNP AUGUST2013.DOCX

From: Baker, Stuart D.
Sent: Monday, August 05, 2013 6:43 PM
To: 'Lewent, Judy'; 'Judy Lewent'; 'Boer, Peter'; 'F. Peter Boer'
Cc: Roncalli, Anthony; [REDACTED]
Subject: Draft Annotated Agendas

Dear Judy and Peter,

Attached are draft annotated agendas (Draft - August 5, 2013) for the following meetings to be held Thursday, August 15, 2013 in Stamford:

1. Boards of Directors Meetings (International Companies);
2. Boards of Directors Meetings (U.S. Companies);
3. MNP Consulting Limited (Board of Directors - Executive Session).

Please review the attached draft annotated agendas, and provide us with your comments.

Let's plan on speaking Wednesday, August 7th at 10:00 am to review your comments. Assuming Wednesday, August 7th at 10:00 am works for you, the call-in details are as follows:

U.S. Participants:
Non-U.S. Participants:
Passcode:

Redacted

Stuart

This e-mail, and any attachments thereto, is intended only for use by the addressee(s) named herein and may contain legally privileged and/or confidential information. If you are not the intended recipient of this e-mail, you are hereby notified that any dissemination, distribution or copying of this e-mail, and any attachments thereto, is strictly prohibited. If you have received this e-mail in error, please notify me by replying to this message and permanently delete the original and any copy of this e-mail and any printout thereof.

For additional information about Chadbourne & Parke LLP and Chadbourne & Parke (London) LLP, including a list of attorneys, please see our website at <http://www.chadbourne.com>

**BOARDS OF DIRECTORS MEETINGS
(International Companies)**

Thursday, August 15, 2013

ANNOTATED AGENDA

1. Interim Decisions
 - None
2. Pending Decisions
 - None
3. European Organizational Development **(10 Minutes)** (██████████
██████████ to present and provide materials; a Decision will be requested)
4. Report on Search for Basel IT Chief Information Officer **(5 Minutes)**
(██████████ to present regarding search for the new head
of the Basel IT service center and the potential appointment of ██████████
██████████ as worldwide (excluding U.S.) Chief Information Officer; a
Decision will be requested)
5. Cambridge Lease Extension **(5 Minutes)** ██████████
██████████ to present regarding a proposal to extend the lease for
Cambridge Science Park; a Decision will be requested. ██████████ to
provide materials)
6. Perosphere Universal Reversal Agent Advisory Session **(10 Minutes)**
██████████ Deferred from the last meetings. ██████████ will
provide an advisory presentation on Perosphere's universal reversal
agent (i.e., anticoagulation therapy) and no approvals will be sought at
this stage. PER977 (universal anticoagulant reversal agent) in
development as the only universal anti-dote to the novel oral
anticoagulants (NOACs) and is currently being developed for the
reversal of coagulation in an emergency setting. The target "Indication"
is not a disease or disorder, but an inhibition of a physiologically active
anticoagulant. The product has recently entered phase I first in man
clinical studies)
7. Grünenthal Discussion Update **(5 Minutes)** ██████████ There
will be no materials for this item; a Decision will not be requested)

8. **European Oncology Business Discussion (10 Minutes)** (██████████
██████████ There will be no materials for this item; a Decision will not be requested)
9. **Abuse Resistant Substitol® Opportunity (30 Minutes)** (██████████
██████████ to present and provide materials regarding a potential deal involving Substitol®, a controlled release oral opioid analgesic; a Decision will be requested)
10. **EDO hTF Antibody Opportunity (30 Minutes)** (██████████
██████████ to present and provide materials; a Decision will be requested)
11. **EDO Metabolic Diagnostics for CNS Metastasis of Lymphoma (30 Minutes)** (██████████ to present and provide materials; a Decision will be requested)
12. **Infinity Audit Report Update (10 Minutes)** (██████████ Report on outcome of Infinity audit and recommendation not to proceed with the audit. Under the agreements with Infinity, Infinity was responsible for R&D expenses that exceeded the annual approved budget. In 2009 the approved research program budget was \$50 million. Infinity now claims an additional \$822,472 of additional R&D expenses in 2009 on top of the originally reported \$50,507,015 for a total R&D spent in 2009 of \$51,329,485 (i.e., well over the \$50 million threshold). If during the audit process the disputed third-party contractor expenses in the amount of \$1,108,929 are disallowed (which Mundipharma believes it has a strong argument for disallowance), then the total 2009 R&D spent would decline to \$50,220,558 – which is still above the budget and would not result in any short fall payment to Mundipharma. Based upon ██████████'s analysis of the other reported discrepancies, ██████████ believes that Infinity will be able to justify the discrepancies in invoices and the FTE claims by Mundipharma - therefore it is unlikely Mundipharma will find sufficient discrepancies to recover any amounts from Infinity)
13. **Depocyte® Contract Extension (5 Minutes)** (██████████ There will be no materials for this item; a Decision will be requested)
14. **Purdue Canada - Update to Signature Authority (5 Minutes)** (██████████
██████████ to request updates to signature authority for Purdue Canada)
15. **Mundipharma Australia Belviiq® In-Licensing (20 Minutes)** (██████████ Deferred from the last meetings; Belviiq® is an oral tablet formulation of Lorcaserin approved by the FDA as a treatment for chronic weight management. It is a new molecular entity that targets activation of the serotonin 5HT2C receptor and it is intended to promote weight loss in an obese population. The Belviiq® tablet was developed by Arena

[PAGE * MERGEFORMAT]

Pharmaceuticals Inc., located in San Diego, and the proposal is that Mundipharma Australia would enter into an in-licensing transaction for the product)

16. Other

[PAGE * MERGEFORMAT]

**BOARDS OF DIRECTORS MEETINGS
(U.S. Companies)**

Thursday, August 15, 2013

ANNOTATED AGENDA

1. Interim Decisions
 - None
2. Pending Decisions
 - None
3. McKinsey Report and Actions to be Taken **(30 Minutes)** (JHS; Deferred from last meetings)
4. R&D Report - Staffing and Project Update **(15 Minutes)** (Executive Session - JHS with [REDACTED] Deferred from last meetings. Requested by KAS. JHS to provide a report regarding how he is filling the gap created by Craig Landau's departure)
5. Targiniq® **(20 Minutes)** (Executive Session - JHS with [REDACTED] Deferred from last meetings. Requested by RSS and KAS. JHS to review the option to not file the analgesic-only NDA in order to obtain the bowel function indication at the time of launch, and to provide an overview of the sales/marketing plan showing how Targiniq® and OxyContin® will be differentiated)
6. Key Hires Update **(15 Minutes)** (Executive Session - JHS with [REDACTED] Deferred from last meetings)
7. 2014 Budget Process **(10 Minutes)** (Executive Session - JHS with EBM; Deferred from last meetings)
8. Rhythm (RM 131) – Ghrelin Agonist for Diabetic Gastroparesis **(30 Minutes)** ([REDACTED] Presentation regarding RM 131, a ghrelin peptide agonist derived from the natural ghrelin sequence and optimized for the properties of stimulating gastrointestinal motility, weight gain, and anti-inflammatory activity, with enhanced stability and pharmacokinetics. The compound is uniquely suited for gastrointestinal motility disorders as it reverses both surgical and opiate-induced ileus in animal models due to a direct prokinetic effect. RM 131 is in Phase 2 clinical trials for the treatment of diabetic gastroparesis and lower gastrointestinal functional disorders)

9. Abuse Deterrent Formulations - Pharmacoeconomic Studies **(15 Minutes)**
(Requested by MDAS; JHS to report on the tests being run to show significant cost savings versus other treatments for abuse deterrent products)
10. Other

[PAGE * MERGEFORMAT]

**MNP CONSULTING LIMITED
(Board of Directors - Executive Session)**

Thursday, August 15, 2013

ANNOTATED AGENDA

1. Search Committee Report **(20 Minutes)**
2. Governance Committee Report **(20 Minutes)** (TES)
3. PAC Contributions **(5 Minutes)** (SDB to report on contributions to date.
SDB to request updated/current figures from Burt Rosen)
4. Monthly Sales Reports, Monthly Management Accounts and Quarterly
Reports **(5 Minutes)** (SDB)
5. Other

Message

From: [REDACTED]
Sent: 8/8/2013 9:25:07 AM
To: Sackler, Dr Raymond R [REDACTED]
[REDACTED] Sackler, Dame Theresa
[REDACTED] Sackler
[REDACTED] Sackler, Dr Richard
[REDACTED]
Sackler Lefcourt, Ilene [REDACTED]
[REDACTED] Sackler, Dr Kathe
[REDACTED]
Sackler, Jonathan [REDACTED]
[REDACTED] Sackler, Samantha
[REDACTED]
Sackler, Mortimer D.A. [REDACTED]
[REDACTED] Sackler, David
[REDACTED]
Boer, Peter [REDACTED]
[REDACTED] Lewent, Judy
[REDACTED] Pickett, Cecil [REDACTED]
[REDACTED] Costa, Paulo
[REDACTED]
Snyderman, Ralph [REDACTED]
CC: Baker, Stuart D. [REDACTED]
[REDACTED]
[REDACTED] (Ogier.com)
[REDACTED] h.gt.com];
Mahony, Edward [REDACTED]
[REDACTED]
[REDACTED] Landau, Dr. Craig [REDACTED]
[REDACTED]
[REDACTED]
BCC: Stewart, John H. (US) [REDACTED]
Subject: Worldwide Sales - July 2013
Attachments: WW Sales 2013 G July Send.xlsx

STRICTLY CONFIDENTIAL – PLEASE DO NOT COPY OR FORWARD

Note: This report compares Actual against Mid-Year Estimate ("MYE") and Original Budget ("budget"). Where countries have an approved revised budget this is reported within MYE.

HIGHLIGHTS – July 2013

- Year to date worldwide sales of \$2,151.4m are 2.1% down on last year, 1.4% less than MYE and 9.5% below budget. (Page 3)
- Worldwide sales in July of \$348.8m were the highest this year, being 12.0% up on last year and 5.7% better than MYE, but 3.2% behind budget.
- Cumulative USA sales of \$1,179.0m are 4.3% behind last year, 2.9% less than MYE and 16.0% behind budget. Year to date worldwide excluding USA sales of \$972.4m are marginally up on last year and in line with both MYE and budget.
- Although year to date sales of the four largest markets (USA, Germany, Canada and the UK) are down on 2012, 18 of the remaining 24 markets are showing year-on-year growth. (Page 3)
- Europe monthly sales were the highest ever and included record monthly sales achieved in Italy, France, Switzerland and Spain.
- Best ever monthly sales were also achieved in Asia, which included monthly record sales in China for the 5th time this year.
- Worldwide year to date sales of OxyContin of \$1,284.4m are 10.0% down on 2012, which is more than offsetting the 12.5% growth in all other products. OxyContin makes up 60% of total sales in 2013, down from 65% for 2012. (Page 6)
- The first sales were recorded by Mundipharma Brazil.
- Cumulative sales for joint ventures (which are not included above), are \$95.2m, being 9.4% higher than 2012 and in line with MYE. Sales in India of \$49.2m are 5.6% up on 2012, whilst sales in Israel of \$42.3m are 15.2% up on 2012. (Page 9)

Year to Date – July 2013

Worldwide sales of \$2,151.4m are 2.1% down on 2012, 1.4% behind MYE and 9.5% less than budget.

Worldwide excluding USA sales of \$972.4m are marginally ahead of 2012 and in line with both MYE and budget. The result is being adversely impacted by Canada (see below), and worldwide sales excluding both USA and Canada are 5.0% up on last year.

USA sales of \$1,179.0m are 4.3% down on 2012, 2.9% behind MYE and 16.0% below budget. OxyContin sales of \$1,042.9m are 6.7% lower than last year, 2.6% less than MYE and 16.2% behind budget, partly due to unbudgeted reductions in wholesaler inventory levels. All strengths are behind budget, with the 60mg strength showing the largest adverse variance (down 17%). Cumulative BuTrans sales of \$74.4m are 40.8% better than 2012, but 8.2% behind MYE and 8.6% less than budget.

Cumulative sales in **Europe** of \$639.4m are 1.7% better than last year and marginally up on both MYE and budget. The largest contributors to growth are **Italy** (+ \$9.0 m / + 25%) and **France** (+ \$7.3m / + 17%). **Denmark** in particular continues to face a challenging environment with sales being 38.9% (\$6.2m) lower than last year and 20.3% less than budget (although year to date sales are

4.9% ahead of Revised Budget). Sales are also declining in the **Netherlands** (- \$4.5m / - 20%) as a result of the reduction in OxyContin sales (- \$5.7m / - 56%).

Canada sales of \$168.6m are 15.9% down on 2012 and 8.1% below budget, but in line with MYE. The adverse variances are being caused by OxyContin/OxyNEO; sales of \$64.9m are 40.3% below those of 2012 and 22.8% below budget, although uptake of generic CR oxycodone has flattened out. Hydromorph Contin has benefited from patients being switched from OxyNEO with year to date sales of \$55.4m being 22.2% better than last year and 12.8% ahead of budget.

Sales in **Australia** of \$87.1m are 6.4% up on 2012 and in line with budget, but marginally down on MYE. Targin sales of \$11.8m are more than 2.5 times those of 2012. OxyContin sales are holding up well, and it remains the no.1 product, with sales of \$35.2m being only 7.9% down on last year, but in line with MYE and 1.5% better than budget.

Asia sales of \$73.4m are 45.8% up on 2012, 3.0% better than MYE and 18.1% higher than budget. The result is being driven by **China** (48.6% up on 2012, 5.6% ahead of MYE and 29.8% better than budget) and **Korea** (28.0% up on last year, marginally ahead of MYE and 13.7% better than budget), which contribute 76% of the total Asia sales. OxyContin comprises 56% of total year to date sales in **China** and cumulative OxyContin sales of \$21.7m are nearly double those of last year, 10.3% better than MYE and 52.1% up on budget. In **Korea** the growth in Targin (+ \$3.1m / + 111%) more than offsets the decline in OxyContin (- \$2.8m / 48%).

Month – July 2013

Worldwide sales of \$348.8m, the highest this year, were 12.0% up on the prior year and 5.7% ahead of MYE, but 3.2% less than budget.

Worldwide excluding USA sales in July of \$152.7m were 6.2% higher than 2012, 4.3% up on MYE and 1.9% better than budget.

USA sales of \$196.1m were 17.0% up on last year and 6.9% ahead of MYE, but 6.9% less than budget. OxyContin sales of \$169.4m were 10.2% up on 2012 and 4.6% ahead of MYE, but 8.3% lower than budget. Rebates in the month were \$5.5m / 11% higher than last year.

Following a slightly disappointing June, the second half of the year commenced with record sales in **Europe**. Sales of \$101.3m were 4.0% higher than the previous record (set in November 2012), 6.1% up on July 2012, 2.4% ahead of MYE and 2.3% better than budget. This result was achieved despite the impact of reduced OxyContin sales following the patent expiry. Excluding OxyContin, sales of \$83.7m were 12.5% up on 2012. Record monthly sales were achieved in **Italy, France, Switzerland** and **Spain**.

Canada sales of \$27.2m were down on 2012 (by 1.0%), but ahead of MYE and budget by 17.0% and 2.3%, respectively. Sales of OxyNEO of \$10.1m were 27.3% less than last year and 17.4% below budget, but 21.5% up on MYE. Excluding OxyNEO, sales were 26.0% ahead of last year and 19.2% better than budget. Sales of Biphentin, the no.3 product, were more than double those of July 2012 and 95.4% better than MYE/budget due to the resolution of a recent product rationing situation.

In **Australia**, July sales of \$12.4m were 5.0% up on last year, but 1.2% less than MYE and 2.4% behind budget. Sales in June last year were unusually high (the 2nd highest month on record) due to volatile wholesaler buying patterns. Targin continues to perform strongly and record monthly sales of \$2.0m were more than double those of July last year, 17.1% ahead of MYE and 12.5% up on budget.

Norspan sales of \$3.9m were 2.1% up on last year, but 9.0% less than MYE and 8.2% behind budget.

July sales in **Asia** of \$11.2m were the highest ever, being 32.9% up on 2012, 7.7% ahead of MYE and 15.4% better than budget. **China** sales of \$6.1m were also a new record (for the 5th time this year), being 46.5% higher than last year, 17.0% up on MYE and 33.7% ahead of budget. OxyContin sales of \$3.7m were more than double those of last year. Sales in **Korea** of \$2.7m were the 2nd highest ever, being 10.6% higher than last year, 3.8% ahead of MYE and 6.2% better than budget. **South East Asia** operating companies sales of \$2.3m were 5.4% less than MYE and 6.6% behind budget, largely as a result of Targin sales in the **Philippines** being much lower than anticipated.

For more detailed comments, reference should be made to individual country managers' reports and also to [REDACTED] European summary. Please contact me should you have any questions regarding this report.

With best regards,

[REDACTED]

Produced Natively

WORLDWIDE SALES REPORT (US \$'000)

July 2013

CONTENTS

Page No.

OPERATING COMPANIES

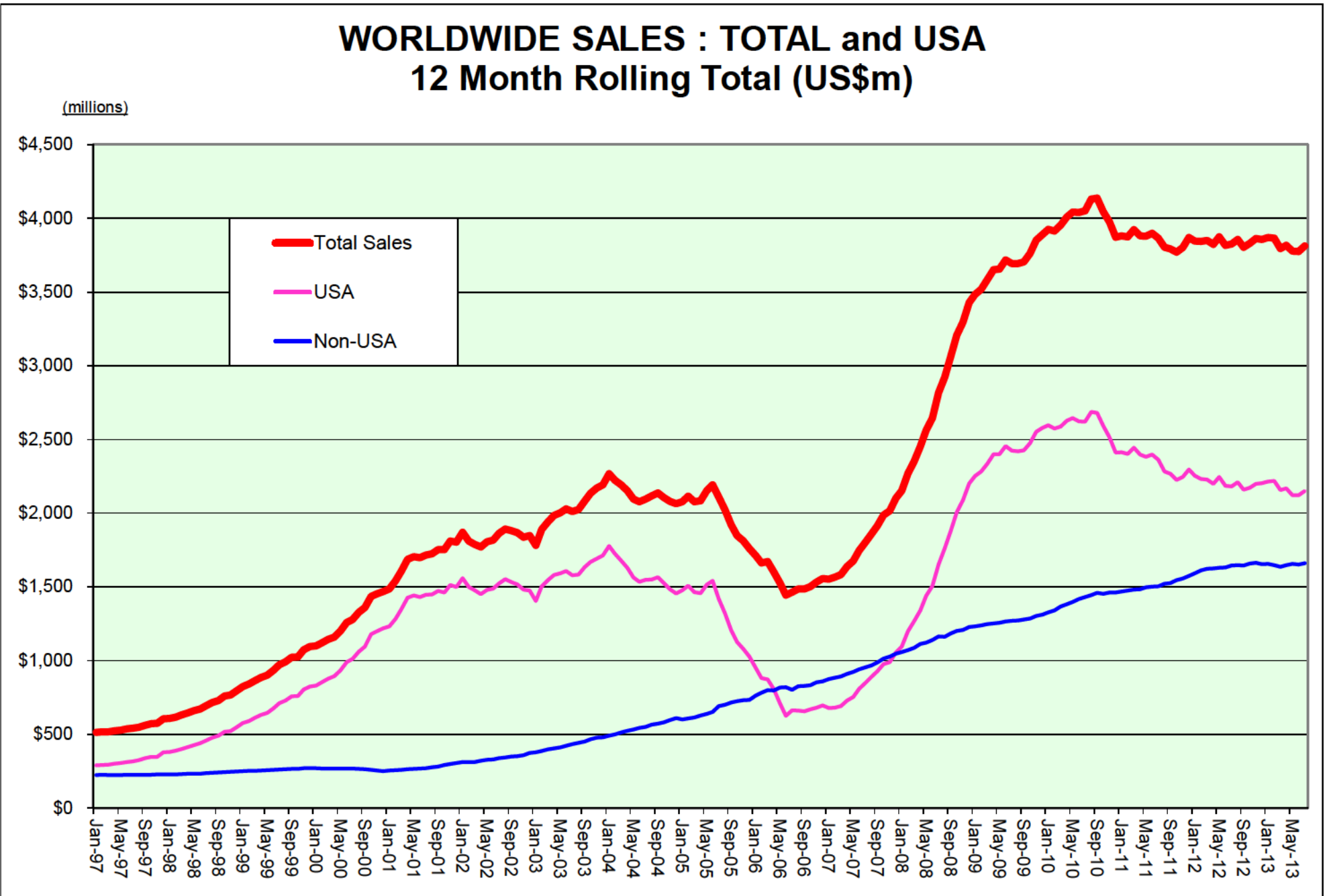
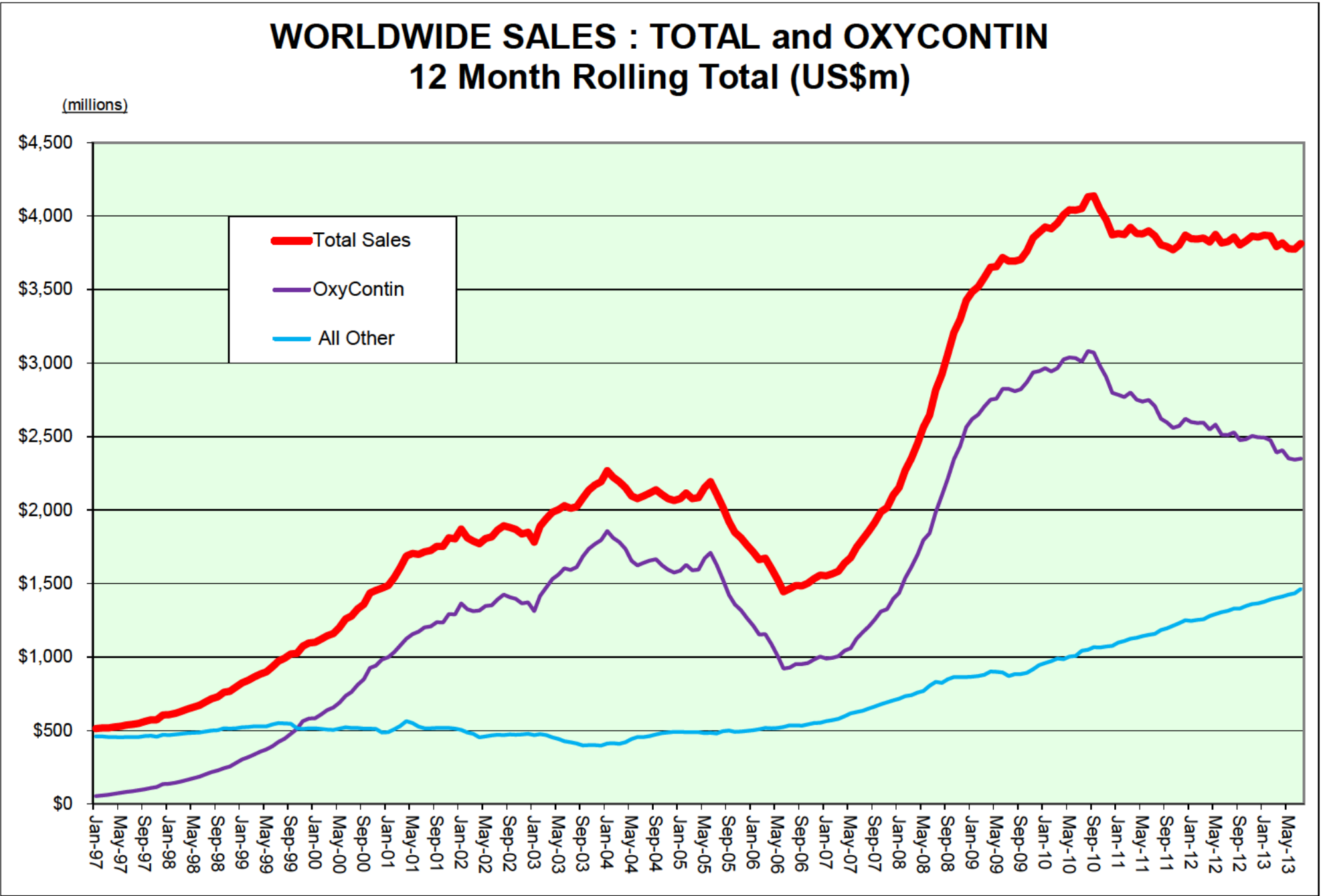
Historical Sales Charts - 12 Month Rolling Total	2
Summary of Month and Year to Date Sales by Country	3
Charts - Sales by Country (Excluding USA)	3A
Year to Date Sales	4
Month Sales	5
Sales by Product	6
Charts - Sales by Product (Excluding OxyContin)	6A
Sales by Country (Excluding OxyContin)	7
OxyContin Sales History	8

JOINT VENTURES

Month and Year to Date Sales	9
------------------------------	---

July 2013

HISTORICAL SALES CHART



July 2013

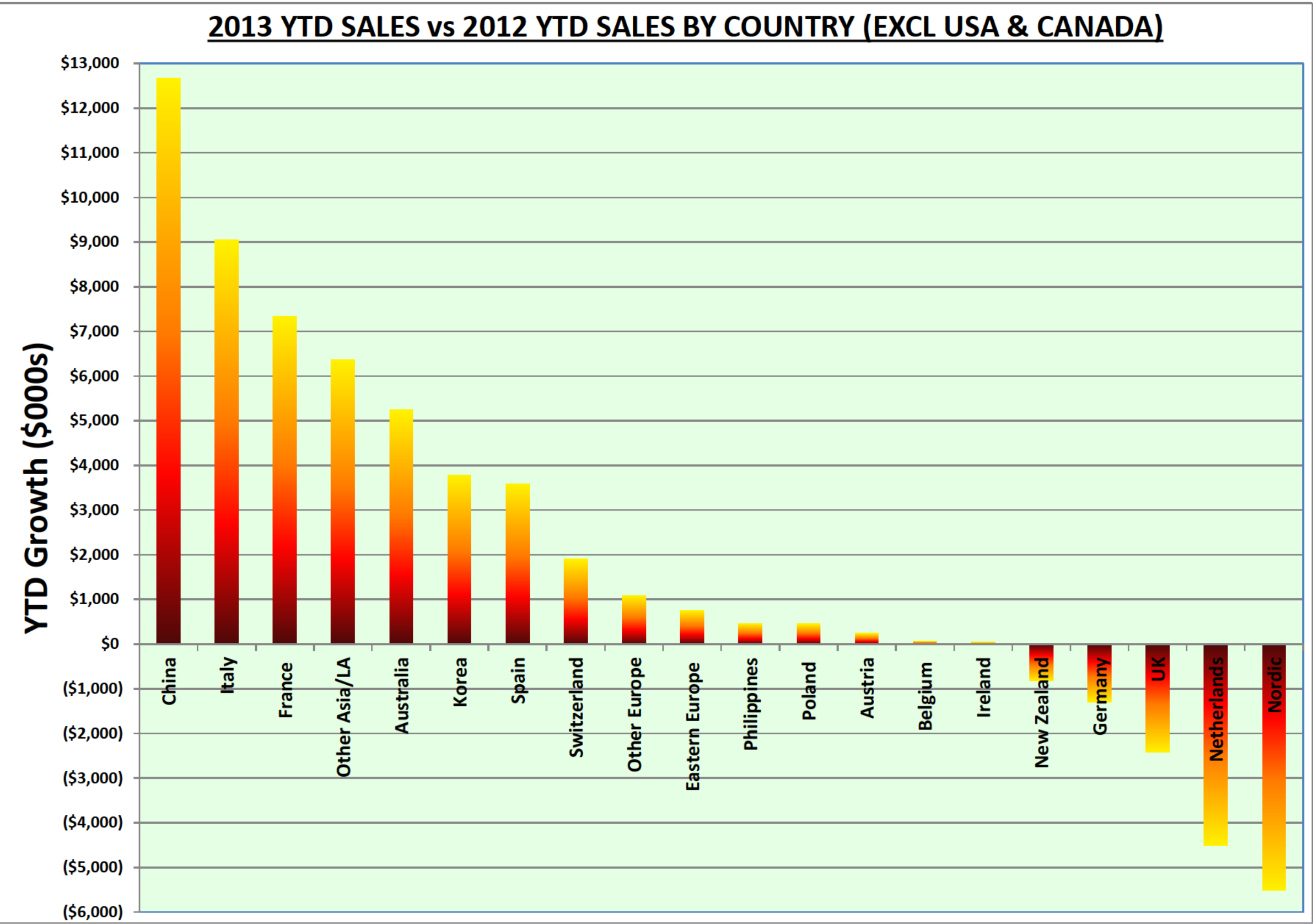
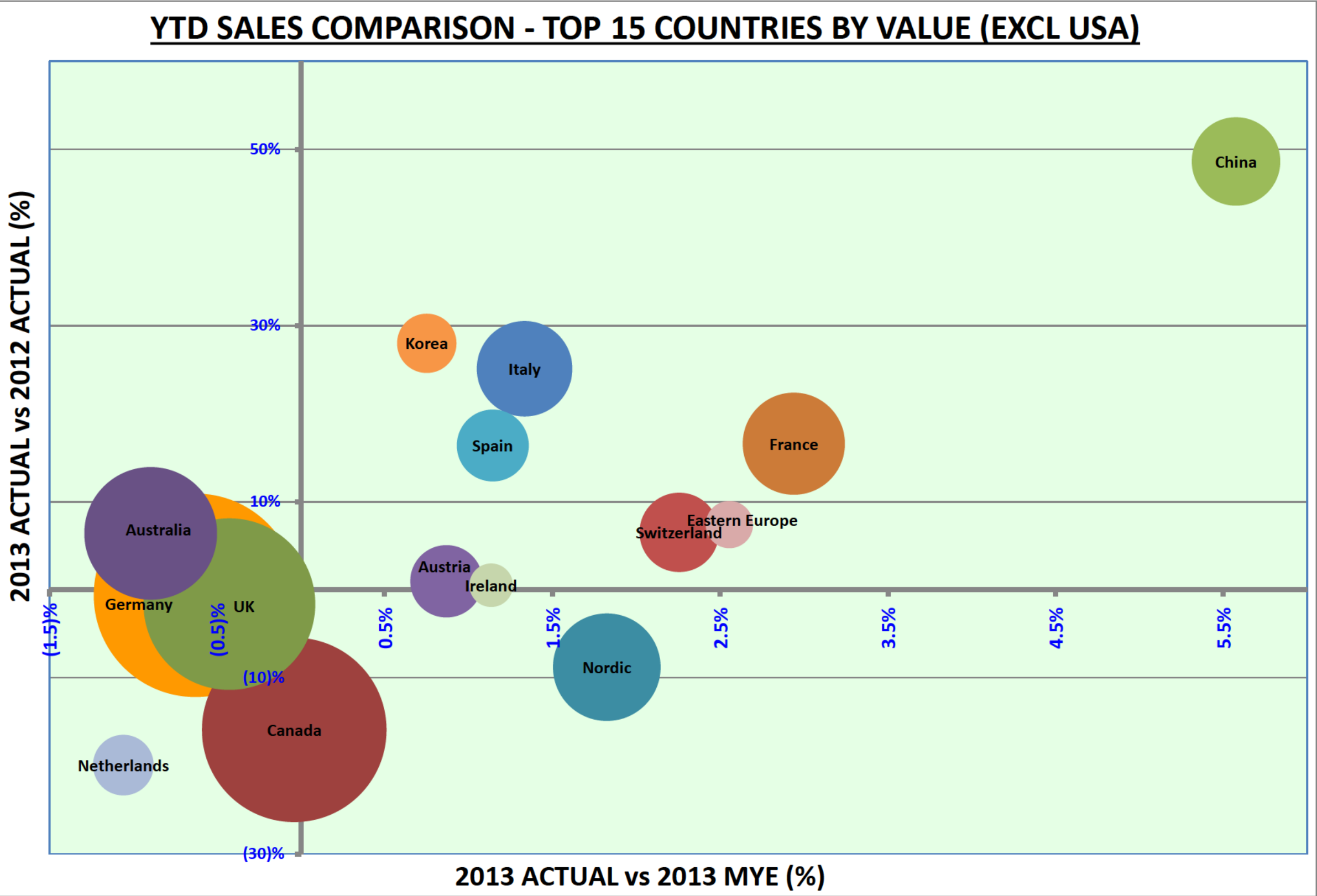
SUMMARY OF YEAR TO DATE SALES BY COUNTRY

		2013 Actual	% of Total	2012 Actual	2013 vs 2012	2013 MYE	2013 vs MYE	2013 Budget	2013 vs Bud
		US\$'000	%	US\$'000	%	US\$'000	%	US\$'000	%
Germany	(Mundipharma GmbH)	205,176	9.5	206,479	99.4	206,474	99.4	219,819	93.3
UK	(Napp Pharmaceuticals Ltd)	145,815	6.8	148,234	98.4	146,440	99.6	143,404	101.7
Nordic	(Norpharma / Mundipharma)	57,237	2.7	62,755	91.2	56,212	101.8	54,598	104.8
France	(Mundipharma SAS)	51,606	2.4	44,266	116.6	50,133	102.9	45,078	114.5
Italy	(Mundipharma Srl)	45,097	2.1	36,051	125.1	44,504	101.3	41,467	108.8
Switzerland	(Mundipharma Medical Co)	31,110	1.4	29,207	106.5	30,424	102.3	29,048	107.1
Austria	(Mundipharma GesmbH)	25,869	1.2	25,622	101.0	25,646	100.9	23,832	108.5
Spain	(Mundipharma SL)	25,532	1.2	21,938	116.4	25,243	101.1	23,391	109.1
Netherlands	(Mundipharma Pharmaceuticals BV)	18,115	0.8	22,619	80.1	18,309	98.9	20,040	90.4
Eastern Europe	(Mundipharma Medical GmbH)	11,014	0.5	10,255	107.4	10,739	102.6	11,789	93.4
Ireland	(Mundipharma Pharmaceuticals Ltd)	9,311	0.4	9,263	100.5	9,206	101.1	9,499	98.0
Belgium	(Mundipharma CVA)	6,051	0.3	5,979	101.2	6,032	100.3	7,326	82.6
Poland	(Norpharma)	5,475	0.3	5,022	109.0	5,188	105.5	4,925	111.2
South Africa	(Mundipharma Pty Ltd)	1,742	0.1	652	267.1	1,811	96.2	1,940	89.8
Portugal	(Mundipharma Farmaceutica Lda)	242	0.0	243	99.5	0	0.0	243	99.5
Total Europe		639,392	29.7	628,587	101.7	636,361	100.5	636,400	100.5
China	(MCPC)	38,707	1.8	26,043	148.6	36,663	105.6	29,814	129.8
Korea	(Mundipharma Korea Ltd)	17,345	0.8	13,553	128.0	17,216	100.8	15,254	113.7
Philippines	(Mundipharma Dist GmbH)	8,936	0.4	8,474	105.4	9,820	91.0	10,123	88.3
Thailand	(Mundipharma (Thailand) Ltd)	3,356	0.2	0	0.0	2,660	126.2	1,899	176.7
Malaysia	(Mundipharma Pharm. Sdn Bhd)	2,393	0.1	1,382	173.2	2,365	101.2	2,271	105.4
Hong Kong	(Mundipharma (Hong Kong) Ltd)	1,029	0.0	264	390.3	1,083	95.0	1,106	93.0
Singapore	(Mundipharma Pharmaceutical Pte Ltd)	684	0.0	651	105.0	744	91.9	905	75.6
Vietnam	(R.O. of Mundipharma Pharm. Pte. Ltd.)	643	0.0	0	0.0	484	132.9	566	113.7
Myanmar	(R.O. of Mundipharma Pharm. Pte. Ltd.)	342	0.0	0	0.0	263	n/a	263	130.4
Total Asia		73,435	3.4	50,366	145.8	71,297	103.0	62,199	118.1
Brazil		226	0.1	0	0.0	1,130	20.0	1,665	13.6
Total Asia & Latin America		73,661	21.1	50,366	146.3	72,427	101.7	63,864	115.3
Australia	(Mundipharma Pty Ltd)	87,112	4.0	81,870	106.4	87,900	99.1	87,119	100.0
New Zealand	(Mundipharma NZ Ltd)	3,627	0.2	4,451	81.5	3,350	108.3	2,654	136.7
Total ANZ		90,739	4.2	86,321	105.1	91,250	99.4	89,773	101.1
Canada	(Purdue Pharma)	168,605	7.8	200,500	84.1	168,673	100.0	183,519	91.9
Total excluding USA		972,397	45.2	965,774	100.7	968,711	100.4	973,556	99.9
U.S.A.	(Purdue Pharma LP)	1,178,984	54.8	1,232,311	95.7	1,214,290	97.1	1,404,063	84.0
Total Sales		2,151,380	100.0	2,198,085	97.9	2,183,000	98.6	2,377,619	90.5

SUMMARY OF THIS MONTH'S SALES BY COUNTRY

		2013 Actual	% of Total	2012 Actual	2013 vs 2012	2013 MYE	2013 vs MYE	2013 Budget	2013 vs Bud
		US\$'000	%	US\$'000	%	US\$'000	%	US\$'000	%
Germany	(Mundipharma GmbH)	31,065	8.9	31,913	97.3	32,323	96.1	33,056	94.0
UK	(Napp Pharmaceuticals Ltd)	22,602	6.5	20,820	108.6	22,987	98.3	22,546	100.2
Italy	(Mundipharma Srl)	9,938	2.8	7,713	128.8	8,879	111.9	9,171	108.4
France	(Mundipharma SAS)	8,409	2.4	6,728	125.0	7,845	107.2	6,605	127.3
Nordic	(Norpharma / Mundipharma)	8,238	2.4	8,990	91.6	7,625	108.0	7,821	105.3
Switzerland	(Mundipharma Medical Co)	5,067	1.5	4,271	118.6	4,260	119.0	4,176	121.3
Spain	(Mundipharma SL)	4,361	1.3	3,078	141.7	4,018	108.5	3,613	120.7
Austria	(Mundipharma GesmbH)	3,601	1.0	3,707	97.1	3,438	104.7	3,503	102.8
Netherlands	(Mundipharma Pharmaceuticals BV)	2,539	0.7	3,305	76.8	2,624	96.8	3,225	78.7
Eastern Europe	(Mundipharma Medical GmbH)	1,800	0.5	1,423	126.5	1,591	113.1	1,621	111.1
Ireland	(Mundipharma Pharmaceuticals Ltd)	1,546	0.4	1,342	115.2	1,389	111.3	1,402	110.3
Poland	(Norpharma)	914	0.3	950	96.3	603	151.6	745	122.8
Belgium	(Mundipharma CVA)	824	0.2	983	83.8	917	89.8	1,079	76.3
South Africa	(Mundipharma Pty Ltd)	316	0.1	140	225.0	344	91.9	362	87.3
Portugal	(Mundipharma Farmaceutica Lda)	38	0.0	33	116.0	0	0.0	26	145.0
Total Europe		101,258	29.0	95,396	106.1	98,843	102.4	98,950	102.3
China	(MCPC)	6,100	1.7	4,164	146.5	5,215	117.0	4,563	133.7
Korea	(Mundipharma Korea Ltd)	2,669	0.8	2,413	110.6	2,572	103.8	2,513	106.2
Philippines	(Mundipharma Dist GmbH)	1,308	0.4	1,404	93.2	1,748	74.9	1,532	85.4
Malaysia	(Mundipharma Pharm. Sdn Bhd)	362	0.1	263	137.7	373	97.0	381	94.9
Thailand	(Mundipharma (Thailand) Ltd)	356	0.1	0	0.0	143	249.2	295	120.7
Vietnam	(R.O. of Mundipharma Pharm. Pte. Ltd.)	159	0.0	0	0.0	0	0.0	88	181.6
Hong Kong	(Mundipharma (Hong Kong) Ltd)	140	0.0	59	237.2	187	74.7	178	78.8
Singapore	(Mundipharma Pharmaceutical Pte Ltd)	111	0.0	133	83.2	129	86.2	130	85.4
Myanmar	(R.O. of Mundipharma Pharm. Pte. Ltd.)	3	0.0	0	0.0	38	7.7	38	7.7
Total Asia		11,209	3.2	8,437	132.9	10,405	107.7	9,717	115.4
Brazil		226	0.1	0	0.0	1,130	20.0	1,665	13.6
Total Asia & Latin America		11,435	3.3	8,437	135.5	11,535	99.1	11,383	100.5
Australia	(Mundipharma Pty Ltd)	12,445	3.6	11,858	105.0	12,602	98.8	12,755	97.6
New Zealand	(Mundipharma NZ Ltd)	383	0.1	646	59.2	216	177.4	191	200.3
Total ANZ		12,828	3.7	12,504	102.6	12,818	100.1	12,946	99.1
Canada	(Purdue Pharma)	27,218	7.8	27,486	99.0	23,256	117.0	26,598	102.3
Total excluding USA		152,738	43.8	143,822	106.2	146,452	104.3	149,876	101.9
U.S.A.	(Purdue Pharma LP)	196,068	56.2	167,515	117.0	183,457	106.9	210,619	93.1
Total Sales		348,806	100.0	311,337	112.0	329,910	105.7	360,496	96.8

July 2013



July 2013

YEAR TO DATE SALES

	USA (Purdue Pharma LP)	Europe	Canada (Purdue Pharma)	ANZ	Asia / Lat Am	2013 Total	% of Total	2012 Actual	2013 vs 2012	2013 MYE	2013 vs MYE	2013 Budget	2013 vs Bud
	US\$'000	US\$'000	US\$'000	US\$'000	US\$'000	US\$'000	Total	US\$'000	%	US\$'000	%	US\$'000	%
OxyContin	1,042,931	112,927	64,855	37,275	26,375	1,284,362	59.7	1,427,716	90.0	1,306,777	98.3	1,483,373	86.6
Targin / Targinact		142,006	1,372	11,768	6,045	161,191	7.5	129,704	124.3	161,300	99.9	164,660	97.9
Other Oxycodone		53,218	1,419	3,752	2,980	61,369	2.9	59,371	103.4	60,497	101.4	57,520	106.7
MST	6,161	36,863	2,977	6,592	12,445	65,038	3.0	66,854	97.3	65,323	99.6	63,938	101.7
DHC		7,509		916		8,425	0.4	8,774	96.0	8,471	99.5	8,561	98.4
Tramadol / Ryzolt	64	2,665	3,205		7,024	12,958	0.6	11,937	108.6	11,756	110.2	11,096	116.8
Palladone / Dilaudid	8,040	44,358	59,992	1,898		114,288	5.3	111,209	102.8	114,941	99.4	109,371	104.5
Norspan / BuTrans	74,403	79,793	4,649	27,874	2,715	189,433	8.8	157,127	120.6	196,730	96.3	198,755	95.3
Transtec		4,265				4,265	0.2	5,598	76.2	4,688	91.0	5,311	80.3
Other		4,364	4,266	652	331	9,613	0.4	11,869	81.0	10,509	91.5	9,368	102.6
ANALGESIC - Total	1,131,598	487,967	142,735	90,727	57,914	1,910,941	88.8	1,990,160	96.0	1,940,992	98.5	2,111,953	90.5
	59.2%	25.5%	7.5%	4.7%	3.0%	100.0%							
ANTISEPTIC - Total	6,815	11,532	815		13,916	33,079	1.5	25,496	129.7	32,578	101.5	30,682	107.8
	20.6%	34.9%	2.5%	0.0%	42.1%	100.0%							
Flutiform		9,269				9,269	0.4			10,585	87.6	14,111	65.7
Uniphyl / Uniphyllin		2,286	956		182	3,424	0.2	3,615	94.7	3,395	100.9	3,432	99.8
Other Respiratory		966	224		25	1,215	0.1	1,333	91.1	1,253	96.9	1,298	93.6
RESPIRATORY - Total		12,522	1,180		207	13,909	0.6	4,948	281.1	15,234	91.3	18,840	73.8
	0.0%	90.0%	8.5%	0.0%	1.5%	100.0%							
Adizem		9,265				9,265	0.4	10,289	90.0	9,778	94.8	10,596	87.4
Other					167	167	0.0	156	107.1	149	111.6	139	120.3
CARDIOVASCULAR - Total		9,265			167	9,431	0.4	10,444	90.3	9,927	95.0	10,735	87.9
	0.0%	98.2%	0.0%	0.0%	1.8%	100.0%							
Senokot	12,470	31	10,121		721	23,344	1.1	22,787	102.4	22,192	105.2	22,206	105.1
Colace	16,032					16,032	0.7	16,748	95.7	17,362	92.3	17,337	92.5
Other		4,217				4,217	0.2	4,296	98.2	4,111	102.6	4,127	102.2
LAXATIVE - Total	28,502	4,249	10,121		721	43,594	2.0	43,831	99.5	43,666	99.8	43,669	99.8
	65.4%	9.7%	23.2%	0.0%	1.7%	100.0%							
Levact		85,732				85,732	4.0	73,946	115.9	86,593	99.0	90,341	94.9
DepoCyte		4,928			51	4,978	0.2	8,981	55.4	4,506	110.5	4,159	119.7
Folotyn					291	291	0.0			258	112.7	248	117.0
ONCOLOGY - Total		90,660			342	91,001	4.2	82,927	109.7	91,357	99.6	94,748	96.0
	0.0%	99.6%	0.0%	0.0%	0.4%	100.0%							
Intermezzo	8,874					8,874	0.4	4,286	207.0	8,679	102.3	24,786	35.8
Other	3,194	23,198	13,753	12	394	40,551	1.9	35,992	112.7	49,246	82.3	42,207	96.1
ALL OTHER - Total	12,068	23,198	13,753	12	394	49,426	2.3	40,278	122.7	49,246	100.4	66,993	73.8
	24.4%	46.9%	27.8%	0.0%	0.8%	100.0%							
TOTAL SALES	1,178,984	639,392	168,605	90,739	73,661	2,151,380	100.0	2,198,085	97.9	2,183,000	98.6	2,377,619	90.5
	54.8%	29.7%	7.8%	4.2%	3.4%	100.0%							

July 2013

MONTH SALES

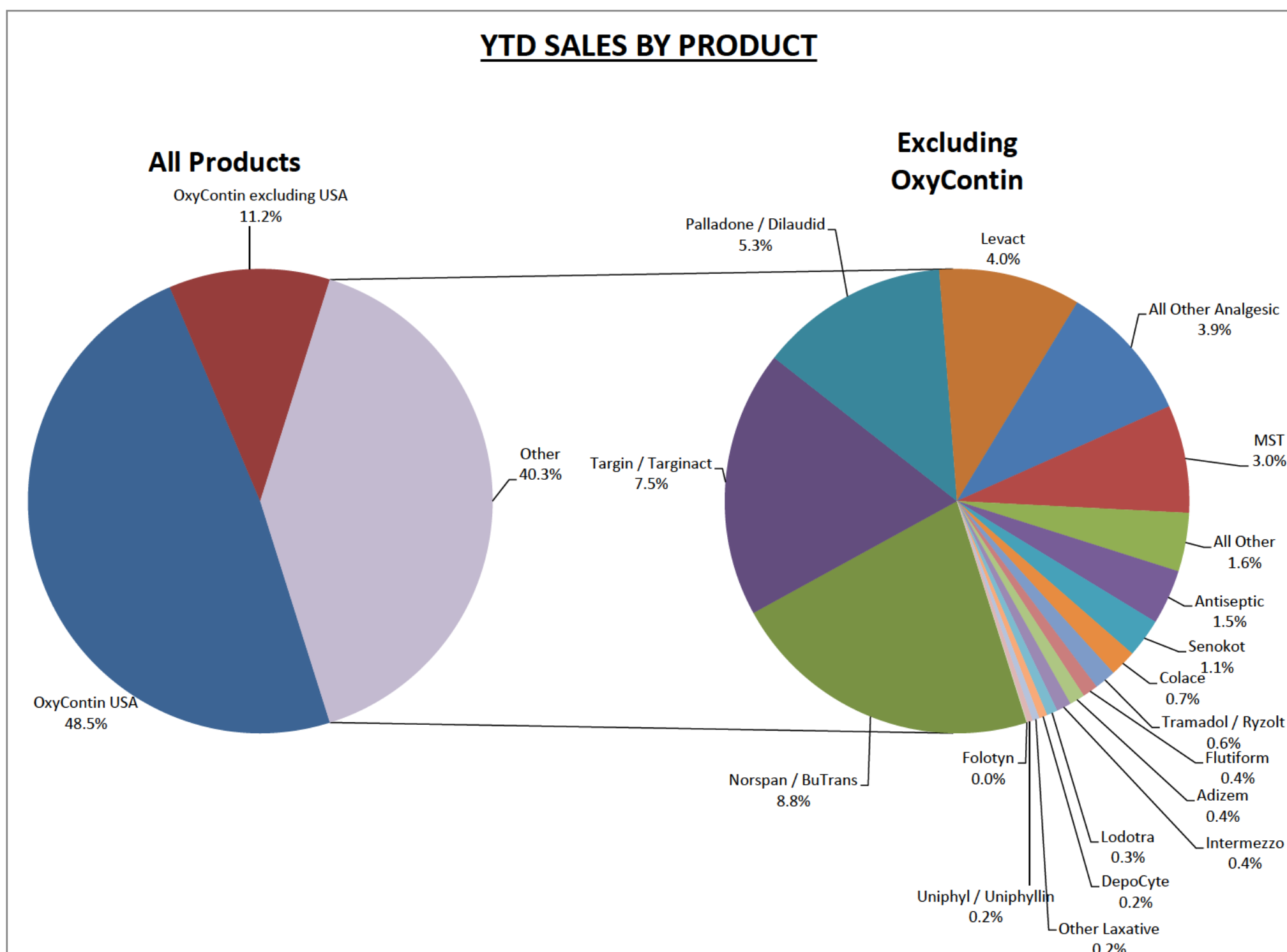
	USA (Purdue Pharma LP) US\$'000	Europe US\$'000	Canada (Purdue Pharma) US\$'000	ANZ US\$'000	Asia / Lat Am US\$'000	2013 Total US\$'000	% of Total	2012 Actual US\$'000	2013 vs 2012 %	2013 MYE US\$'000	2013 vs MYE %	2013 Budget US\$'000	2013 vs Bud %
OxyContin	169,367	17,555	10,107	5,023	4,589	206,641	59.2	197,169	104.8	194,773	106.1	220,006	93.9
Targin / Targinact		22,525	212	2,009	964	25,710	7.4	21,894	117.4	25,312	101.6	25,910	99.2
Other Oxycodone		7,884	214	570	488	9,156	2.6	8,810	103.9	8,637	106.0	8,574	106.8
MST	991	6,004	525	839	1,904	10,262	2.9	9,948	103.2	9,935	103.3	9,260	110.8
DHC		1,110		81		1,192	0.3	1,439	82.8	1,180	101.0	1,285	92.7
Tramadol / Ryzolt	231	329	462		922	1,944	0.6	1,607	121.0	1,638	118.7	1,571	123.8
Palladone / Dilaudid	1,579	6,124	9,514	316		17,533	5.0	16,613	105.5	16,410	106.8	16,034	109.3
Norspan / BuTrans	14,279	12,382	855	3,892	435	31,843	9.1	22,273	143.0	30,532	104.3	31,324	101.7
Transtec		410				410	0.1	699	58.7	752	54.5	806	50.9
Other		444	701	96	45	1,287	0.4	1,562	82.4	1,810	71.1	1,215	105.9
ANALGESIC - Total	186,447	74,769	22,589	12,826	9,347	305,978	87.7	282,013	108.5	290,980	105.2	315,985	96.8
	60.9%	24.4%	7.4%	4.2%	3.1%	100.0%							
ANTISEPTIC - Total	1,039	1,840	112		1,745	4,737	1.4	3,977	119.1	4,853	97.6	4,639	102.1
	21.9%	38.8%	2.4%	0.0%	36.8%	100.0%							
Flutiform		1,956				1,956	0.6			2,911	67.2	3,720	52.6
Uniphyll / Uniphyllin		351	126		29	506	0.1	521	97.0	511	98.9	505	100.1
Other Respiratory		154	22		3	179	0.1	183	98.0	179	99.9	178	100.8
RESPIRATORY - Total		2,460	148		32	2,641	0.8	704	375.2	3,601	73.3	4,403	60.0
	0.0%	93.2%	5.6%	0.0%	1.2%	100.0%							
Adizem		1,432				1,432	0.4	1,531	93.5	1,624	88.1	1,609	89.0
Other					28	28	0.0	27	102.7	18	159.0	20	141.7
CARDIOVASCULAR - Total		1,432			28	1,460	0.4	1,558	93.7	1,642	88.9	1,628	89.6
	0.0%	98.1%	0.0%	0.0%	1.9%	100.0%							
Senokot	1,654	3	1,302		121	3,080	0.9	3,282	93.8	3,263	94.4	3,255	94.6
Colace	2,310					2,310	0.7	2,319	99.6	2,477	93.3	2,474	93.4
Other		707				707	0.2	591	119.7	556	127.2	572	123.7
LAXATIVE - Total	3,964	711	1,302		121	6,097	1.7	6,192	98.5	6,296	96.8	6,300	96.8
	65.0%	11.7%	21.3%	0.0%	2.0%	100.0%							
Levact		15,267				15,267	4.4	10,584	144.2	14,479	105.4	14,796	103.2
DepoCyte		1,142			13	1,155	0.3	1,289	89.6	792	145.8	892	129.4
Folotyn					66	66	0.0			31	213.3	79	83.3
ONCOLOGY - Total		16,409			79	16,488	4.7	11,873	138.9	15,302	107.8	15,632	105.5
	0.0%	99.5%	0.0%	0.0%	0.5%	100.0%							
Intermezzo	4,133					4,133	1.2	4	93524.4	1,304	317.0	5,642	73.2
Other	485	3,636	3,067	1	83	7,273	2.1	5,015	145.0	7,236	100.5	6,266	116.1
ALL OTHER - Total	4,618	3,636	3,067	1	83	11,406	3.3	5,020	227.2	7,236	157.6	11,909	95.8
	40.5%	31.9%	26.9%	0.0%	0.7%	100.0%							
TOTAL SALES	196,068	101,258	27,218	12,828	11,435	348,806	100.0	311,337	112.0	329,910	105.7	360,496	96.8
	56.2%	29.0%	7.8%	3.7%	3.3%	100.0%							

July 2013

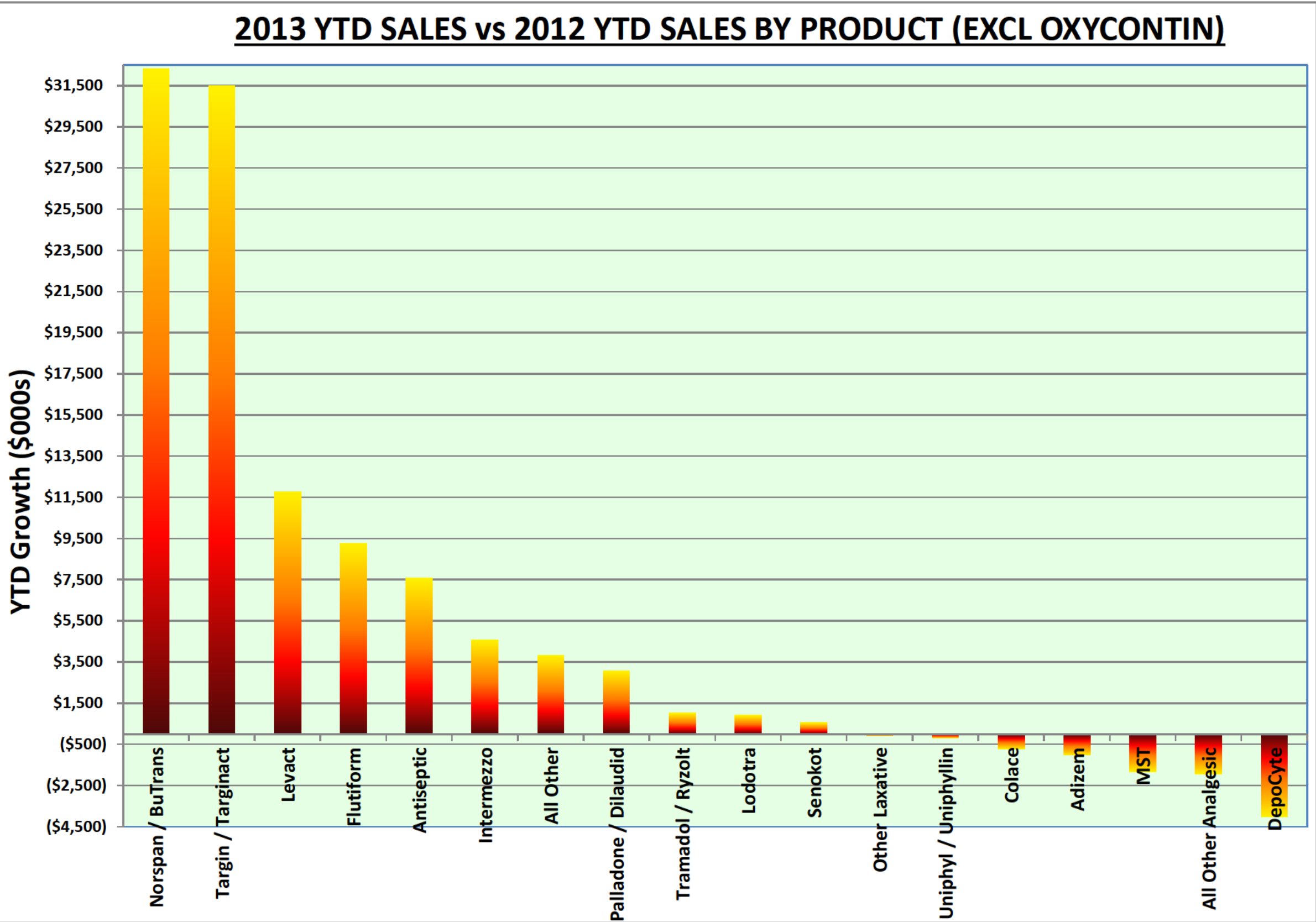
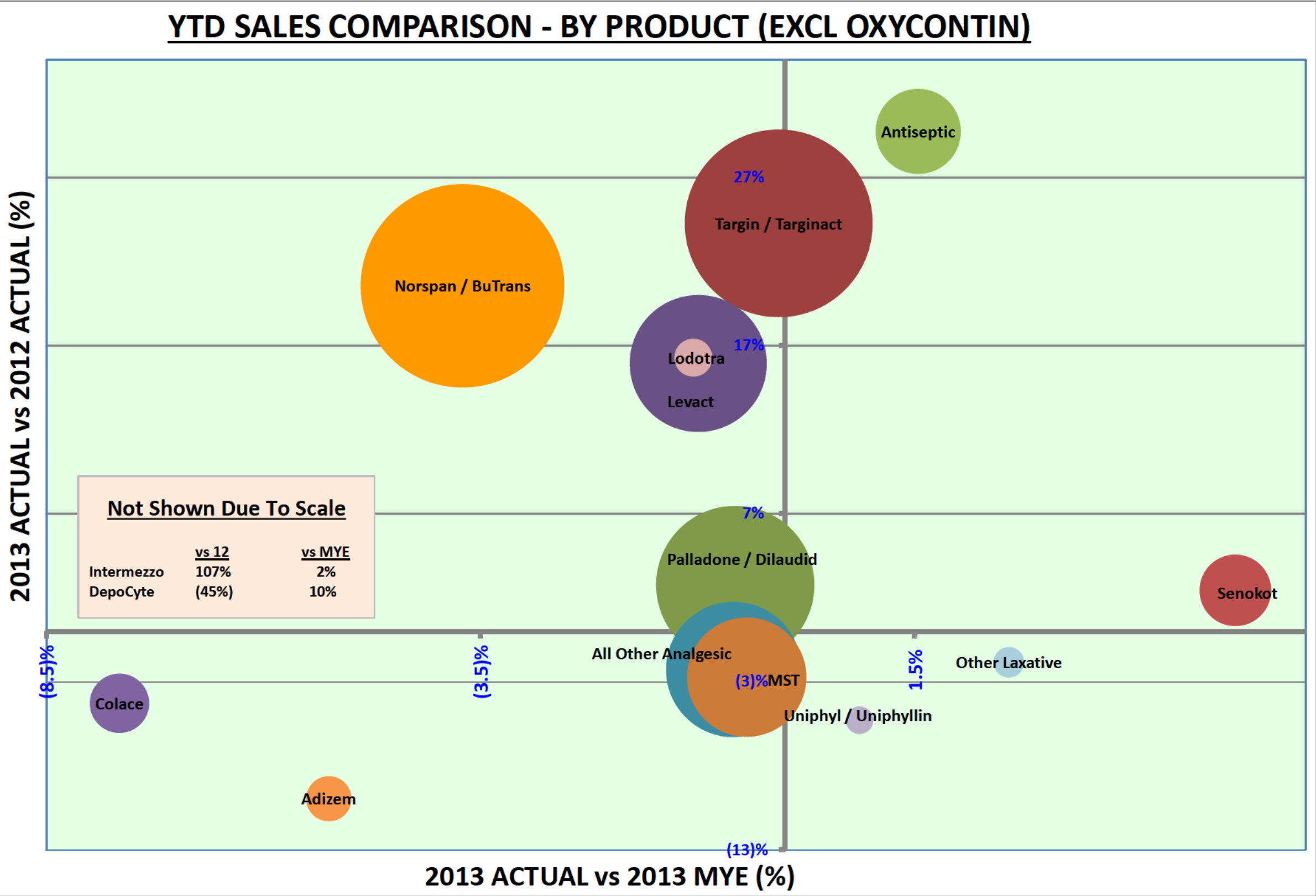
SALES BY PRODUCT - YEAR TO DATE

	2013 Actual		2012 Actual		2013 vs 2012		2013 MYE		2013 vs MYE	
	Total US\$'000	% of Total	Total US\$'000	% of Total	US\$'000	%	Total US\$'000	% of Total	US\$'000	%
Excluding OxyContin										
Norspan / BuTrans	189,433	21.8	157,127	20.4	32,306	120.6	196,730	22.5	(7,297)	96.3
Targin / Targinact	161,191	18.6	129,704	16.8	31,487	124.3	161,300	18.4	(110)	99.9
Palladone / Dilaudid	114,288	13.2	111,209	14.4	3,078	102.8	114,941	13.1	(653)	99.4
Levact	85,732	9.9	73,946	9.6	11,786	115.9	86,593	9.9	(861)	99.0
All Other Analgesic	83,671	9.7	85,612	11.1	(1,941)	97.7	84,165	9.6	(494)	99.4
MST	65,038	7.5	66,854	8.7	(1,817)	97.3	65,323	7.5	(285)	99.6
All Other	35,400	4.1	31,862	4.1	3,538	111.1	35,367	4.0	32	100.1
Antiseptic	33,079	3.8	25,496	3.3	7,584	129.7	32,578	3.7	501	101.5
Senokot	23,344	2.7	22,787	3.0	557	102.4	22,192	2.5	1,152	105.2
Colace	16,032	1.8	16,748	2.2	(716)	95.7	17,362	2.0	(1,330)	92.3
Tramadol / Ryzolt	12,958	1.5	11,937	1.5	1,021	108.6	11,756	1.3	1,202	110.2
Flutiform	9,269	1.1	0	0.0	9,269	n/a	10,585	1.2	(1,316)	87.6
Adizem	9,265	1.1	10,289	1.3	(1,024)	90.0	9,778	1.1	(513)	94.8
Intermezzo	8,874	1.0	4,286	0.6	4,588	207.0	8,679	1.0	196	102.3
Lodotra	6,533	0.8	5,618	0.7	915	116.3	6,602	0.8	(69)	98.9
DepoCyte	4,978	0.6	8,981	1.2	(4,003)	55.4	4,506	0.5	472	110.5
Other Laxative	4,217	0.5	4,296	0.6	(79)	98.2	4,111	0.5	106	102.6
Uniphyl / Uniphyllin	3,424	0.4	3,615	0.5	(191)	94.7	3,395	0.4	29	100.9
Folotyn	291	0.0	0	0.0	291	n/a	258	0.0	33	112.7
Products excl Oxy	867,018	100.0	770,369	100.0	96,649	112.5	876,224	100.0	(9,205)	98.9
Products excl Oxy restated		40.3		35.0				40.1		
OxyContin	1,284,362	59.7	1,427,716	65.0	(143,354)	90.0	1,306,777	59.9	(22,415)	98.3
TOTALS	2,151,380	100.0	2,198,085	100.0	(46,704)	97.9	2,183,000	100.0	(31,620)	98.6

YTD SALES BY PRODUCT



July 2013

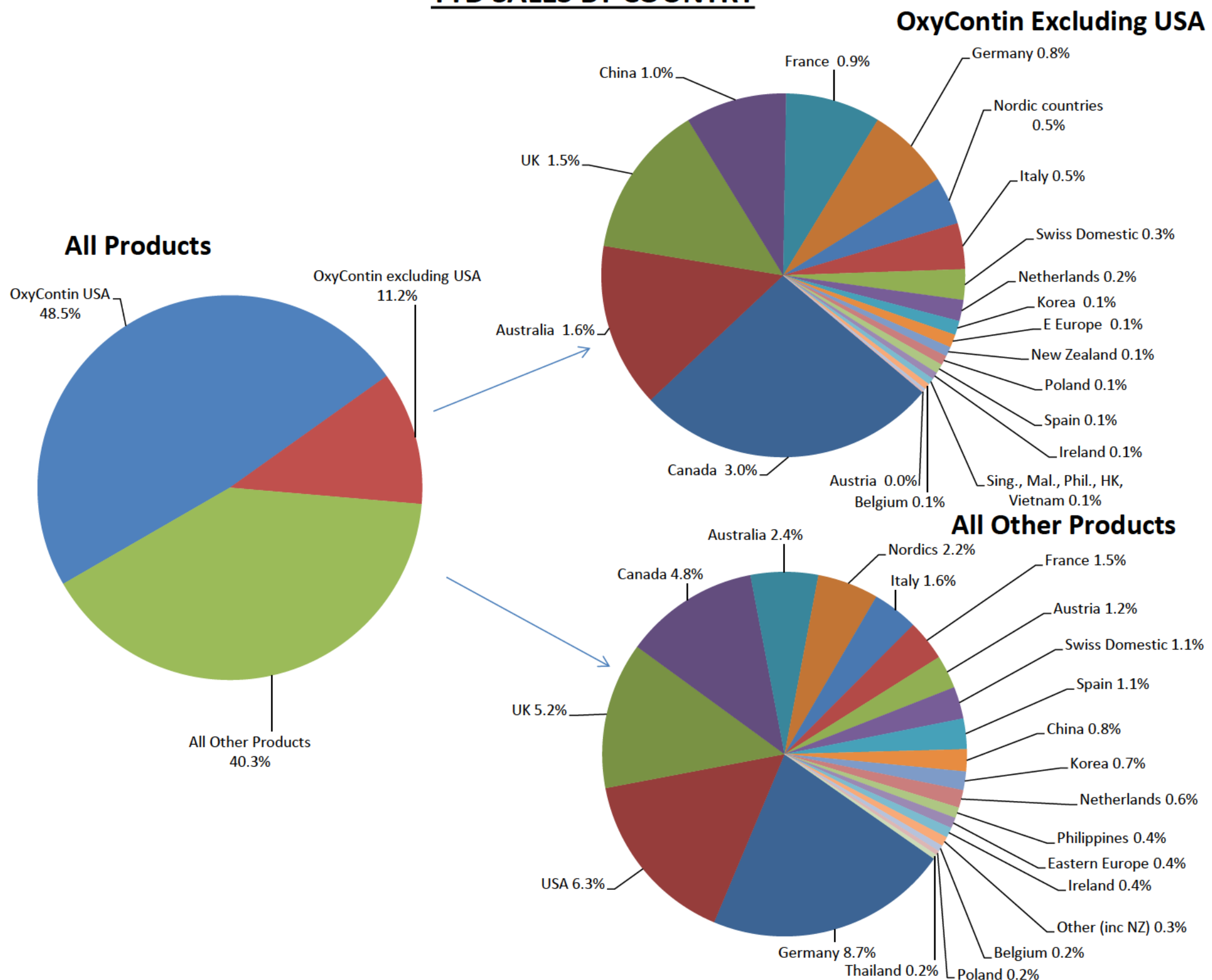


July 2013

SALES BY COUNTRY - YEAR TO DATE

	2013 Actual		2012 Actual		2013 vs 2012		2013 MYE		2013 vs MYE	
	Total US\$'000	% of Total	Total US\$'000	% of Total	US\$'000	%	Total US\$'000	% of Total	US\$'000	%
Excluding OxyContin										
Germany (M. GmbH)	187,247	21.6	185,435	24.1	1,812	101.0	189,227	21.6	(1,980)	99.0
USA (Purdue)	136,053	15.7	114,588	14.9	21,465	118.7	143,108	16.3	(7,055)	95.1
UK (Napp)	112,861	13.0	109,272	14.2	3,588	103.3	112,585	12.8	276	100.2
Canada (Purdue)	103,750	12.0	91,777	11.9	11,972	113.0	105,295	12.0	(1,545)	98.5
Australia (M. Pty Ltd)	51,901	6.0	43,647	5.7	8,254	118.9	52,666	6.0	(766)	98.5
Nordics (Norpharma)	47,004	5.4	42,429	5.5	4,576	110.8	47,043	5.4	(38)	99.9
Italy (M. Srl)	35,242	4.1	22,576	2.9	12,666	156.1	34,979	4.0	263	100.8
France (M. SAS)	31,249	3.6	26,485	3.4	4,764	118.0	30,530	3.5	719	102.4
Austria (M. GesmbH)	25,614	3.0	25,334	3.3	280	101.1	25,409	2.9	205	100.8
Swiss Domestic (MMCO)	24,564	2.8	22,026	2.9	2,538	111.5	24,393	2.8	171	100.7
Spain (M. SL)	23,494	2.7	18,251	2.4	5,244	128.7	23,220	2.6	275	101.2
China (MCPC)	16,994	2.0	14,867	1.9	2,126	114.3	16,985	1.9	9	100.1
Korea (M. Korea Ltd)	14,305	1.6	7,687	1.0	6,618	186.1	14,256	1.6	49	100.3
Netherlands (M. P. BV)	13,590	1.6	12,410	1.6	1,180	109.5	14,174	1.6	(584)	95.9
Philippines (M Dist GmbH)	8,271	1.0	7,465	1.0	806	110.8	9,068	1.0	(797)	91.2
Eastern Europe (MMG)	8,204	0.9	6,772	0.9	1,432	121.1	8,066	0.9	138	101.7
Ireland (M. P. Ltd)	7,820	0.9	7,619	1.0	201	102.6	7,718	0.9	101	101.3
Other (inc NZ)	7,285	0.8	4,489	0.6	2,796	162.3	6,862	0.8	424	106.2
Belgium (M. CVA)	4,786	0.6	3,729	0.5	1,057	128.3	4,779	0.5	7	100.1
Poland (Norpharma)	3,430	0.4	3,510	0.5	(80)	97.7	3,201	0.4	229	107.1
Thailand (Mundi. (T'land) Ltd)	3,356	0.4	0	0.0	3,356	n/a	2,660	0.3	696	126.2
Products excl Oxy	867,018	100.0	770,369	100.0	96,649	112.5	876,224	100.0	(9,205)	98.9
Products excl Oxy restated		40.3		35.0				40.1		
OxyContin	1,284,362	59.7	1,427,716	65.0	(143,354)	90.0	1,306,777	59.9	(22,415)	98.3
TOTALS	2,151,380	100.0	2,198,085	100.0	(46,704)	97.9	2,183,000	100.0	(31,620)	98.6

YTD SALES BY COUNTRY



July 2013

OXYCONTIN SALES HISTORY

	USA	Canada	Nordic	Germany	Ireland	Australia	UK	Neths.	Switzerland	E.Europe	Austria	Korea	France	Spain	Italy	New Zealand	SE Asia / LA	China	Belgium	Poland	South Africa			
	(Purdue Pharma LP)	(Purdue Pharma)	(Norpharma / Mundipharma)	(Mundipharma GmbH)	(Mundipharma Pharm. Ltd)	(Mundipharma Pty Ltd)	(Napp Pharma. Ltd)	(Mundipharma Pharm. BV)	(Mundipharma Medical Co)	(Mundipharma Medical GmbH)	(Mundipharma GesmbH)	(Mundipharma Korea Ltd)	(Mundipharma SAS)	(Mundipharma SL)	(Mundipharma Srl)	(Mundipharma NZ Ltd)	(P'ines, HK, Malaysia, S'pore, Brazil)	(MCPC)	(Mundipharma CVA)	(Norpharma)	(Mundipharma Pty Ltd)	Total Monthly Sales	12 Mth Rolling Total	12 Mth Monthly Moving Average
Date of Launch >	Dec 95 US\$'000	Jun 96 US\$'000	Dec 96 US\$'000	Aug 98 US\$'000	Jan 99 US\$'000	Sep 99 US\$'000	Jan 00 US\$'000	Dec 00 US\$'000	Feb 01 US\$'000	Feb 01 US\$'000	Mar 01 US\$'000	Mar 01 US\$'000	Apr 02 US\$'000	Jun 04 US\$'000	Mar 05 US\$'000	Jul 05 US\$'000	Jul 05 US\$'000	Aug 04 US\$'000	Feb 07 US\$'000	Jul 08 US\$'000	Mar 12 US\$'000	US\$'000	US\$'000	US\$'000
1996	47,982	122	12																			48,116	48,116	4,010
1997	133,255	1,014	240																			134,509	134,509	11,209
1998	273,219	2,614	646	2,669																		279,148	279,148	23,262
1999	562,570	5,111	1,541	10,956	228																	580,405	580,405	48,367
2000	951,446 96.8%	9,583 1.0%	2,620 0.3%	14,612 1.5%	326 0.0%	1,663 0.2%	2,320 0.2%	22 0.0%														982,592 100.0%	982,592	81,883
2001	1,232,159 95.5%	18,349 1.4%	4,783 0.4%	21,915 1.7%	553 0.0%	3,985 0.3%	6,639 0.5%	351 0.0%	41 0.0%	92 0.0%	262 0.0%	1,419 0.1%										1,290,548 100.0%	1,290,548	107,546
2002	1,269,342 92.6%	29,691 2.2%	9,739 0.7%	37,060 2.7%	845 0.1%	6,681 0.5%	11,793 0.9%	1,333 0.1%	213 0.0%	283 0.0%	662 0.0%	2,200 0.2%	629 0.0%									1,370,471 100.0%	1,370,471	114,206
2003	1,619,821 90.2%	52,889 2.9%	17,213 1.0%	62,176 3.5%	1,233 0.1%	10,809 0.6%	20,052 1.1%	3,196 0.2%	1,097 0.1%	945 0.1%	948 0.1%	3,607 0.2%	1,652 0.1%									1,795,638 100.0%	1,795,638	149,637
2004	1,334,601 84.8%	75,404 4.8%	22,170 1.4%	79,186 5.0%	1,262 0.1%	16,051 1.0%	24,696 1.6%	5,655 0.4%	2,208 0.1%	1,681 0.1%	1,360 0.1%	5,533 0.4%	3,345 0.2%	336 0.0%								1,573,488 100.0%	1,573,488	131,124
2005	941,705 74.6%	93,960 7.4%	27,676 2.2%	114,711 9.1%	1,988 0.2%	20,032 1.6%	33,687 2.7%	7,317 0.6%	3,300 0.3%	3,537 0.3%	1,399 0.1%	5,663 0.4%	5,404 0.4%	1,169 0.1%	839 0.1%	103 0.0%	345 0.0%					1,262,836 100.0%	1,262,836	105,236
2006	605,123 60.3%	124,231 12.4%	32,382 3.2%	130,001 13.0%	1,869 0.2%	24,704 2.5%	42,330 4.2%	9,420 0.9%	4,551 0.5%	4,437 0.4%	1,852 0.2%	8,629 0.9%	7,209 0.7%	1,927 0.2%	3,104 0.3%	505 0.1%	644 0.1%					1,002,915 100.0%	1,002,915	83,576
2007	955,636 68.4%	152,630 10.9%	41,294 3.0%	90,966 6.5%	2,404 0.2%	33,018 2.4%	57,144 4.1%	11,982 0.9%	6,425 0.5%	6,718 0.5%	2,274 0.2%	11,035 0.8%	10,126 0.7%	3,066 0.2%	6,690 0.5%	1,198 0.1%	954 0.1%	2,421 0.2%	516 0.0%			1,396,496 100.0%	1,396,496	116,375
2008	2,114,078 82.4%	164,773 6.4%	44,031 1.7%	69,907 2.7%	2,717 0.1%	36,032 1.4%	52,130 2.0%	13,052 0.5%	8,914 0.3%	8,635 0.3%	2,657 0.1%	8,663 0.3%	13,958 0.5%	5,333 0.2%	10,242 0.4%	1,612 0.1%	1,316 0.1%	4,444 0.2%	1,628 0.1%	8 0.0%		2,564,130 100.0%	2,564,130	213,677
2009	2,457,763 83.4%	181,732 6.2%	45,943 1.6%	62,779 2.1%	2,876 0.1%	42,270 1.4%	56,581 1.9%	9,269 0.3%	10,037 0.3%	8,874 0.3%	2,665 0.1%	9,523 0.3%	18,718 0.6%	6,764 0.2%	17,688 0.6%	2,261 0.1%	1,556 0.1%	6,308 0.2%	2,278 0.1%	24 0.0%		2,945,909 100.0%	2,945,909	245,492
2010	2,267,670 81.1%	205,224 7.3%	40,016 1.4%	50,960 1.8%	2,965 0.1%	54,863 2.0%	53,388 1.9%	14,691 0.5%	11,468 0.4%	10,799 0.4%	1,973 0.1%	10,219 0.4%	22,902 0.8%	8,206 0.3%	24,384 0.9%	3,396 0.1%	1,864 0.1%	8,509 0.3%	3,257 0.1%	134 0.0%		2,796,889 100.0%	2,796,889	233,074
2011	2,045,908 78.1%	215,457 8.2%	45,460 1.7%	43,576 1.7%	3,229 0.1%	66,497 2.5%	62,363 2.4%	17,209 0.7%	13,608 0.5%	9,165 0.3%	1,342 0.1%	10,222 0.4%	28,057 1.1%	6,556 0.3%	24,876 0.9%	3,954 0.2%	2,402 0.1%	13,779 0.5%	4,140 0.2%	1,829 0.1%		2,619,627 100.0%	2,619,627	218,302
Jan-12	114,958	18,212	3,195	2,821	214	6,122	5,657	1,344	1,063	22	28	916	2,229	511	2,422	363	264	1,290	236	96		161,963	2,599,498	216,625
Feb-12	127,009	23,526	3,769	2,834	233	4,873	4,722	1,430	994	267	35	766	2,221	508	1,600	347	222	1,462	337	121		177,278	2,592,208	216,017
Mar-12	225,184	21,549	3,272	2,991	227	5,701	5,765	1,354	1,060	1,186	46	732	2,396	458	1,294	255	206	1,637	377	224	27	275,940	2,593,572	216,131
Apr-12	149,161	11,872	2,383	2,816	235	5,635	5,378	1,296	973	309	44	754	2,510	545	1,899	319	340	1,458	277	308	28	188,539	2,546,823	212,235
May-12	199,012	10,601	2,597	2,880	246	5,272	6,687	1,453	1,023	449	46	808	2,608	481	1,964	400	183	1,682	365	295	52	239,106	2,581,510	215,126
Jun-12	145,696	10,952	2,275	3,095	229	6,363	6,726	1,564	1,057	636	42	864	2,618	647	1,215	310	135	1,748	219	122	30	186,544	2,512,838	209,403
Jul-12	155,532	14,185	2,530	3,068	217	5,439	5,264	1,507	1,011	524	40	879	2,742	443	2,736	340	229	1,757	381	307	71	199,200	2,511,317	209,276
Aug-12	196,367	12,156	2,509	2,754	241	5,530	6,006	1,832	935	562	39	695	2,636	193	881	309	180	1,918	301	319	57	236,418	2,528,614	210,718
Sep-12	129,031	9,447	2,348	2,925	238	5,240	5,522	1,538	883	671	34	752	2,242	372	883	307	295	2,147	251	185	82	165,391	2,474,168	206,181
Oct-12	154,821	13,409	2,211	2,897	232	5,580	5,894	1,494	1,071	800	49	694	2,617	309	1,736	333	187	2,048	287	303	86	197,054	2,481,796	206,816
Nov-12	195,245	13,450	1,665	3,037	275	6,266	6,503	1,071	1,040	875	37	645	2,846	361	983	373	244	2,242	187	258	87	237,692	2,503,294	208,608
Dec-12	196,457	9,007	1,428	2,728	204	4,273	5,358	860	918	467	34	451	2,863	263	500	311	206	1,948	160	114	107	228,661	2,493,786	207,815
2012	1,988,473 79.7%	168,365 6.8%	30,182 1.2%	34,847 1.4%	2,792 0.1%	66,295 2.7%	69,482 2.8%	16,742 0.7%	12,029 0.5%	6,768 0.3%	474 0.0%	8,956 0.4%	30,530 1.2%	5,090 0.2%	18,113 0.7%	3,967 0.2%	2,691 0.1%	21,336 0.9%	3,379 0.1%	2,652 0.1%	625 0.0%	2,493,786 100.0%	2,493,786	207,815
Jan-13	124,553	10,122	1,796	2,692	253	5,461	4,738	814	1,050	89	38	684	2,874	383	1,707	260	271	2,625	201	267	54	160,932	2,492,755	207,730
Feb-13	125,814	9,694	1,373	2,680	207	4,574	4,277	632	863	639	34	488	2,524	219	1,132	321	176	2,683	166	250	86	158,831	2,474,308	206,192
Mar-13	159,968	8,174	1,185	2,511	223	5,028	5,486	542	929	490	32	238	2,674	391	624	291	224	3,482	178	243	88	193,001	2,391,368	199,281
Apr-13	168,299	9,088	1,483	2,411	239	5,421	4,496	682	928	597	34	294	3,212	198	1,932	327	170	2,895	161	427	79	203,375	2,406,204	200,517
May-13	149,442	9,377	1,532	2,555	238	5,011	5,298	742	882	315	41	427	2,936	307	974	302	223	3,111	203	358	117	184,388	2,351,486	195,957
Jun-13	145,488	8,295	1,488	2,631	135	4,908	3,785	552	884	481	36	430	2,829	250	839	348	100	3,265	183	172	97	177,196	2,342,138	195,178
Jul-13	169,367	10,107	1,375	2,448	197	4,808	4,875	562	1,010	198	40	479	3,309	288	2,649	215	457	3,652	175	329	101	206,641	2,349,579	195,798
2013	1,042,931 81.2%	64,855 5.0%	10,233 0.8%	17,929 1.4%	1,491 0.1%	35,211 2.7%	32,954 2.6%	4,526 0.4%	6,546 0.5%	2,810 0.2%	255 0.0%	3,040 0.2%	20,357 1.6%	2,037 0.2%	9,855 0.8%	2,064 0.2%	1,622 0.1%	21,713 1.7%	1,266 0.1%	2,046 0.2%	623 0.0%	1,284,362 100.0%	2,349,579	195,798
GRAND TOTAL																								
1996 - 2013 YTD	21,843,683	1,566,002	376,181	844,250	26,778	418,111	525,557	114,764	80,437	64,743	18,122	88,709	162,887	40,484	115,791	19,058	13,392	78,510	16,465	6,694	1,247	26,421,865		

YEAR TO DATE JULY 2013

	2013 Actual	2012 Actual	2013 MYE	2013 Actual vs 2012 Actual		2013 Actual vs. MYE	
	US\$'000	US\$'000	US\$'000	US\$'000	%	US\$'000	%
Israel (Rafa Laboratories Ltd)							
OxyContin	1,357	1,497	1,352	(140)	90.7	5	100.4
Targin / Targinact	2,355	1,736	2,293	619	135.7	62	102.7
Other Oxycodone	711	639	674	72	111.3	37	105.5
Morphine	333	301	305	33	110.8	29	109.5
BuTrans	519	514	513	5	100.9	6	101.1
Adizem	123	100	110	23	122.9	14	112.7
Prioderm	166	161	162	5	103.3	4	102.7
Hedrin	922	631	920	291	146.1	1	100.1
Lodotra	6	1	5	5	588.9	1	120.6
Non Mundipharma products	35,847	31,173	33,187	4,673	115.0	2,660	108.0
	42,338	36,753	39,519	5,585	115.2	2,819	107.1
India (Modi Mundipharma Ltd)							
Analgesic	6,718	6,182	7,175	537	108.7	(456)	93.6
Betadine	19,125	17,795	19,363	1,330	n/a	(238)	98.8
Respiratory	2,924	2,623	3,055	301	111.5	(131)	95.7
Cardiovascular	6,012	5,707	6,196	305	105.3	(184)	97.0
Laxative	314	34	303	280	918.4	10	103.4
Non Mundipharma products	14,101	14,228	15,675	(127)	99.1	(1,574)	90.0
	49,195	46,569	51,767	2,626	105.6	(2,572)	95.0
Cyprus (Mundipharma Pharmaceuticals Ltd)							
Analgesic	455	375	395	80	121.3	60	115.3
Betadine	818	843	839	(25)	97.1	(21)	97.5
Respiratory	229	238	311	(9)	96.2	(81)	73.9
Cardiovascular	34	34	36	(0)	98.8	(2)	95.1
Laxative	41	40	39	0	100.4	1	102.7
Hedrin	123	104	116	20	119.1	8	106.6
Oncology	193	139	137	54	139.1	56	141.1
Non Mundipharma products	1,751	1,887	1,742	(136)	92.8	9	100.5
	3,644	3,661	3,614	(16)	99.6	30	100.8
TOTAL	95,177	86,982	94,901	8,195	109.4	276	100.3

MONTH OF JULY 2013

	2013 Actual	2012 Actual	2013 MYE	2013 Actual vs 2012 Actual		2013 Actual vs. MYE	
	US\$'000	US\$'000	US\$'000	US\$'000	%	US\$'000	%
Israel (Rafa Laboratories Ltd)							
OxyContin	208	198	201	10	105.2	7	103.6
Targin / Targinact	349	277	338	72	126.1	11	103.3
Other Oxycodone	101	93	99	8	108.7	2	102.2
Morphine	53	42	46	10	124.4	7	114.7
BuTrans	90	52	81	39	174.7	9	111.6
Adizem	17	4	10	13	416.9	7	174.7
Prioderm	21	(39)	(21)	60	(53.2)	42	(99.4)
Hedrin	38	(26)	216	64	(143.5)	(178)	17.5
Lodotra	1	0	1	0	158.5	(0)	75.9
Non Mundipharma products	5,486	4,344	4,791	1,143	126.3	695	114.5
	6,365	4,945	5,762	1,420	128.7	603	110.5
India (Modi Mundipharma Ltd)							
Analgesic	960	889	1,173	72	108.1	(213)	81.9
Betadine	2,786	2,766	2,877	20	100.7	(91)	96.8
Respiratory	366	331	440	36	110.8	(74)	83.2
Cardiovascular	887	827	988	61	107.3	(101)	89.8
Laxative	51	23	66	28	220.3	(15)	77.3
Non Mundipharma products	1,957	2,141	2,710	(184)	91.4	(754)	72.2
	7,007	6,976	8,254	31	100.4	(1,247)	84.9
Cyprus (Mundipharma Pharmaceuticals Ltd)							
Analgesic	66	52	55	14	126.0	10	118.8
Betadine	113	123	114	(11)	91.5	(2)	98.7
Respiratory	17	13	17	4	132.0	(0)	97.2
Cardiovascular	5	5	5	1	111.6	(0)	97.6
Laxative	5	7	5	(2)	70.5	(0)	94.0
Hedrin	23	19	24	5	125.8	(0)	98.7
Oncology	30	19	22	12	162.8	8	135.0
Non Mundipharma products	261	270	263	(9)	96.8	(2)	99.3
	520	507	507	13	102.7	13	102.7
TOTAL	13,892	12,427	14,523	1,465	111.8	(630)	95.7

To: Sackler, Dr Richard [REDACTED]
Cc: Stewart, John H. (US [REDACTED]); Gasdia, [REDACTED]
[REDACTED]

From: Rosen, David (Sales and Marketing)
Sent: Tue 8/13/2013 11:42:23 AM
Subject: Butrans=10,240; Intermezzo=1,316 (Week ending 8-02-13)
[OxyContin Wkly Report 8-2-13.xlsx](#)
[Intermezzo Weekly Report 8-2-2013.xlsx](#)
[Copy of Butrans Weekly Report 8-2-13.xlsm](#)

Hi, Dr. Richard. Both Butrans and Intermezzo are largely flat. Butrans has been flat since May. However, we have had a few Med D formulary wins just announced for the product. Market research has repeatedly indicated that physicians regard Butrans as ideal for the Med D patient population. We will engage in pull through programs on these wins which will hopefully capitalize on these wins and restore growth.

Butrans

Rx Increase from last week (10,422)	-
	1.7%
Share	2.06%
Share last week	2.13%

Intermezzo

Rx Increase from last week (1,393)	-5.5%
Share	0.097%
Share last week	0.105%

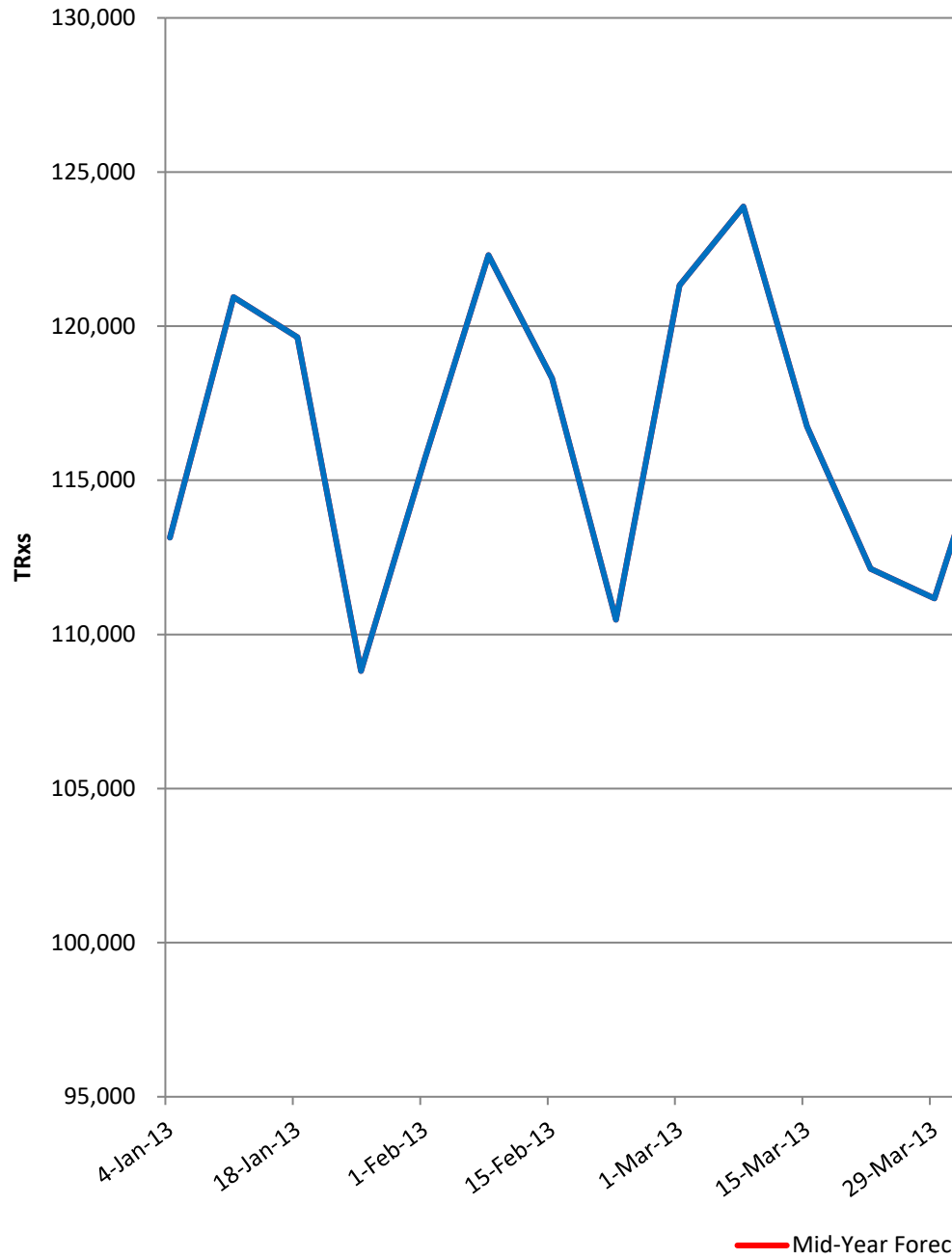
-David

David Rosen | Executive Director, Forecasting, Analytics and Market Research | Purdue Pharma | One
Stamford Forum Stamford CT 06901 [REDACTED]@pharma.com [REDACTED]

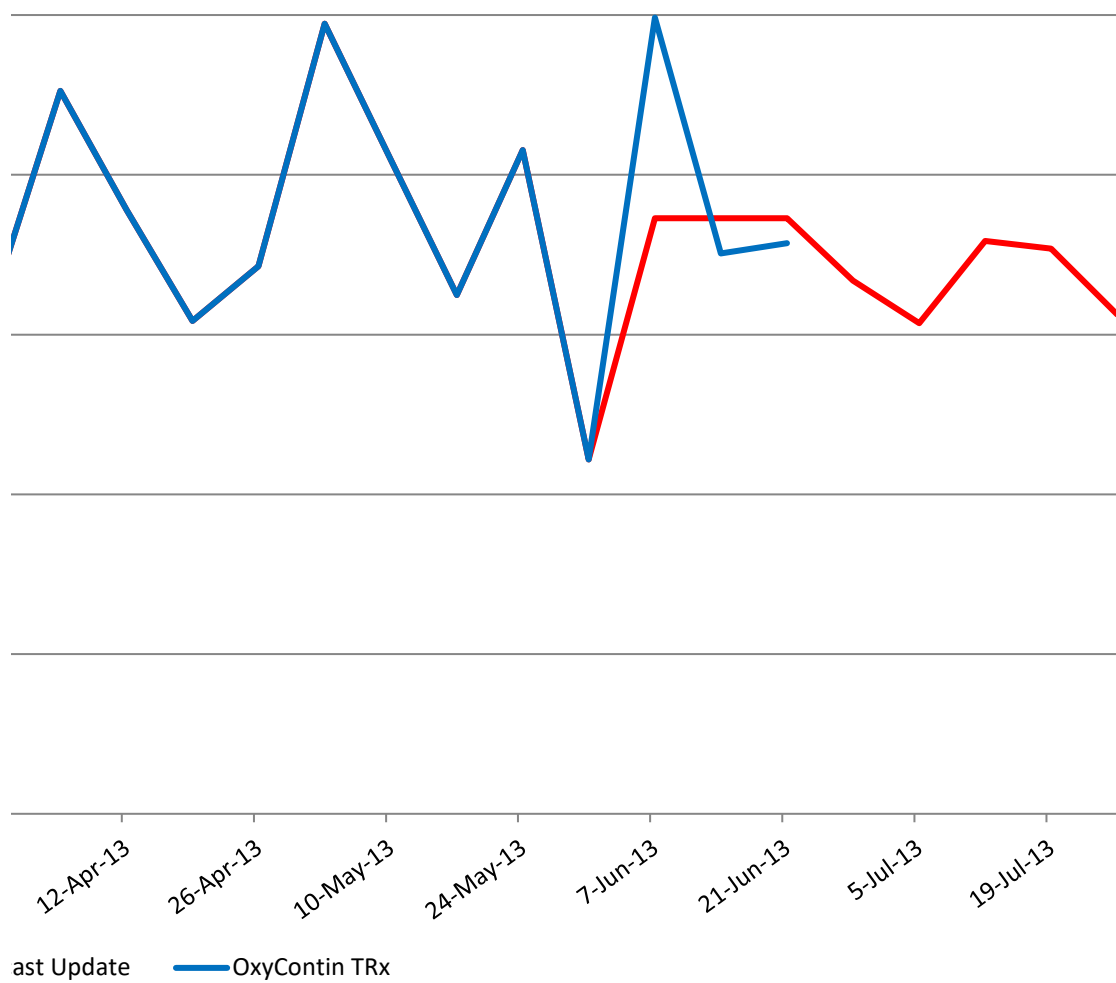
[REDACTED]

Produced Natively


OxyContin Actual TRx



vs. Mid-Year Update Forecast



Produced Natively



Data includes retail pharmacy, mail

	Total					% of Budget A True R
	2012 Budget Rx	2013 Mid- Year Update Forecast	Total Rx	True Rx		Weekly True Rx Vs Budget
6-Apr-12			92			
13-Apr-12			410			
20-Apr-12			468			
27-Apr-12			461			
4-May-12			551			
11-May-12			581			
18-May-12			577			
25-May-12			644			
1-Jun-12			561			
8-Jun-12			801			
15-Jun-12			760			
22-Jun-12			840			
29-Jun-12			842			
6-Jul-12			715			
13-Jul-12			904			
20-Jul-12			894			
27-Jul-12			939			
3-Aug-12			907			
10-Aug-12			1,063			
17-Aug-12			1,094			
24-Aug-12			1,102			
31-Aug-12			1,093			
7-Sep-12			974			
14-Sep-12			1,194			
21-Sep-12			1,278			
28-Sep-12			1,265			
5-Oct-12			1,212			
12-Oct-12			1,284			
19-Oct-12			1,269			
26-Oct-12			1,303			
2-Nov-12			1,298			
9-Nov-12			1,383			
16-Nov-12			1,347			
23-Nov-12			1,109			

30-Nov-12			1,308			
7-Dec-12			1,385			
14-Dec-12			1,489			
21-Dec-12			1,534			
28-Dec-12			995			
4-Jan-13		918	985	918		100.0%
11-Jan-13		1,205	1,290	1,205		100.0%
18-Jan-13		1,377	1,532	1,377		100.0%
25-Jan-13		1,354	1,527	1,354		100.0%
1-Feb-13		1,568	1,782	1,568		100.0%
8-Feb-13		1,606	1,830	1,606		100.0%
15-Feb-13		1,638	1,887	1,638		100.0%
22-Feb-13		1,631	1,907	1,631		100.0%
1-Mar-13		1,664	1,963	1,664		100.0%
8-Mar-13		1,675	1,948	1,675		100.0%
15-Mar-13		1,602	1,885	1,602		100.0%
22-Mar-13		1,665	1,939	1,665		100.0%
29-Mar-13		1,632	1,914	1,632		100.0%
5-Apr-13		1,492	1,729	1,492		100.0%
12-Apr-13		1,627	1,857	1,627		100.0%
19-Apr-13		1,559	1,769	1,559		100.0%
26-Apr-13		1,497	1,748	1,497		100.0%
3-May-13		1,569	1,790	1,569		100.0%
10-May-13		1,507	1,694	1,507		100.0%
17-May-13		1,528	1,695	1,528		100.0%
24-May-13		1,445	1,609	1,445		100.0%
31-May-13		1,302	1,433	1,302		100.0%
7-Jun-13		1,500	1,583	1,419		94.6%
14-Jun-13		1,433	1,627	1,499		104.6%
21-Jun-13		1,422	1,563	1,414		99.5%
28-Jun-13		1,410	1,461	1,325		94.0%
5-Jul-13		1,399	1,322	1,201		85.9%
12-Jul-13		1,387	1,503	1,362		98.2%
19-Jul-13		1,376	1,533	1,427		103.7%
26-Jul-13		1,365	1,538	1,393		102.1%
2-Aug-13		1,354	1,483	1,316		97.2%
9-Aug-13		1,343				
16-Aug-13		1,332				
23-Aug-13		1,321				
30-Aug-13		1,310				
6-Sep-13		1,299				
13-Sep-13		1,289				
20-Sep-13		1,278				
27-Sep-13		1,268				
4-Oct-13		1,258				
11-Oct-13		1,247				
18-Oct-13		1,237				

25-Oct-13	1,227				
1-Nov-13	1,217				
8-Nov-13	1,207				
15-Nov-13	1,198				
22-Nov-13	1,188				
29-Nov-13	1,178				
6-Dec-13	1,169				
13-Dec-13	1,159				
20-Dec-13	1,150				
27-Dec-13	1,140				

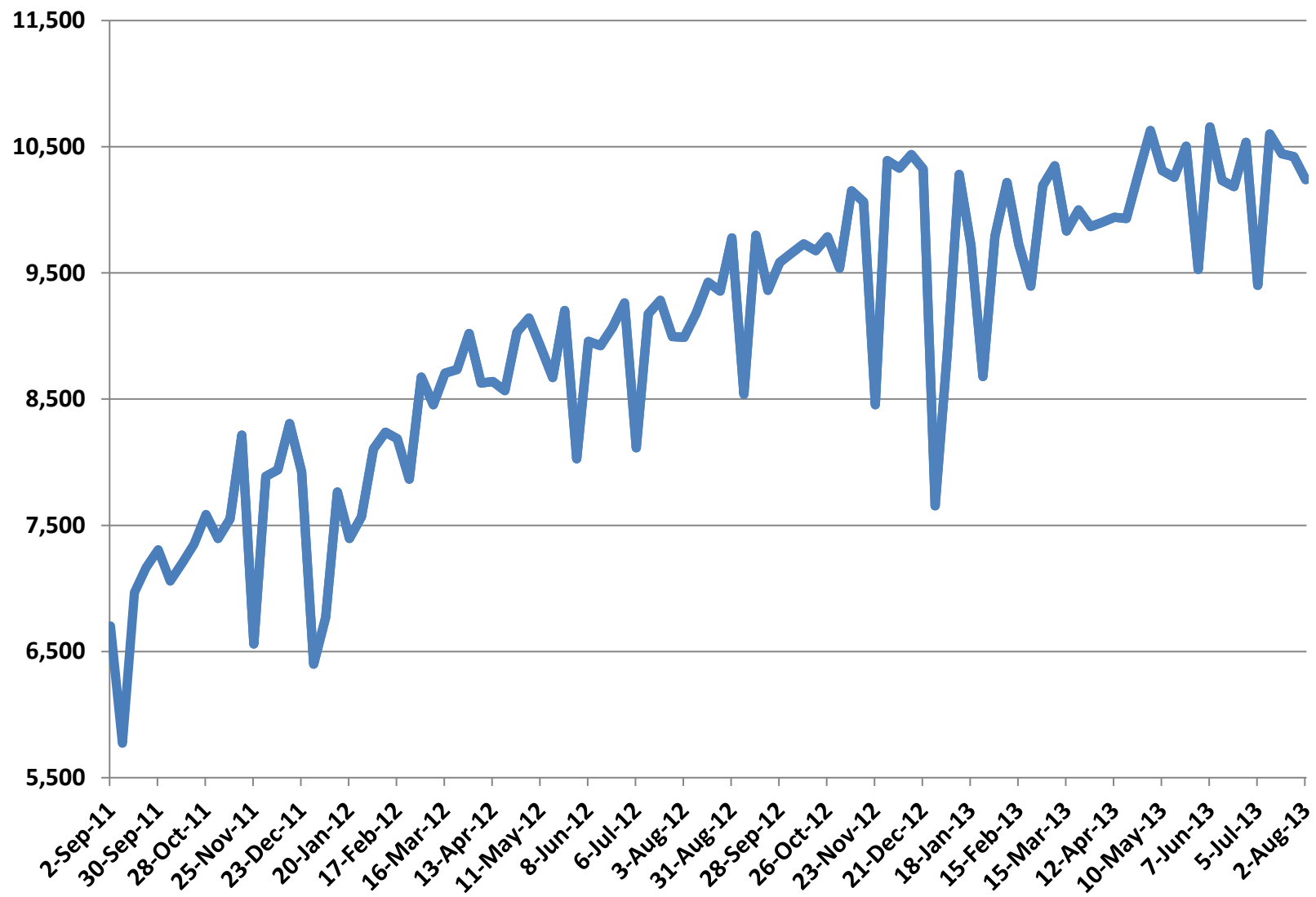
il order and LTC channels

[illegible]

[illegible]

Produced Natively

Detailed Butrans Weekly Rx's (Source: IMS National Prescription Audit)



To: Sackler, Dr Richard [REDACTED]
Cc: Gasdia, Russell [REDACTED] Stewart, John H.
[REDACTED]
From: Rosen, David (Sales and Marketing)
Sent: Tue 8/13/2013 8:18:31 PM
Subject: Draft - OxyContin Market Events 8-13-13.pptx
[Draft - OxyContin Market Events 8-13-13.pptx](#)

Hi, Dr. Richard. As you requested, here are the charts with the updated data but without the added events. We will add the events over the next few days and get you the updated presentation as soon as we are done.

Thanks,
David

OxyContin Market Events

8/13/13 – DRAFT

FAMIR



OxyContin Market Events

1. January 1995 Faulding Pharmaceuticals licenses rights to market Kadian to BMS
2. **December 1995** **OxyContin was launched by Purdue Pharma with 256 sales reps**
3. August 1996 Kadian was launched by Zeneca for Faulding Pharmaceuticals
4. Q1 1997 Purdue sales force expands to 323 sales reps
5. Q1 1998 Purdue sales force expands to 422 sales reps
6. Q1 1999 Purdue sales force expands to 532 sales reps
7. Q1 2000 Purdue sales force expands to 674 sales reps
8. January 2000 Time Magazine runs an article about OxyContin abuse & diversion
9. 2000 Purdue sales force expands to 770 sales reps and creates the Hospital Specialty Division (HSD)
10. Q1 2001 Newsweek and other publications run articles about OxyContin abuse & diversion
11. March 2001 Barry Meier's first article on OxyContin published in The New York Times
12. March 2001 New strengths of Kadian launched by Faulding Pharmaceuticals (30 & 60 mg)
13. April 2001 First OxyContin product liability lawsuit filed
14. December 2001 Alpharma acquires Faulding, including Kadian
15. June 2002 Avinza was launched by Ligand
16. **Redacted**
17. **October 2003** **Spectracef was launched by Purdue Pharma**
18. January 2004 First antitrust lawsuits filed
19. January 2004 1st OxyContin patent decision – Endo wins in district court
20. April 2004 Teva launches generic OxyContin (80 mg)
21. June 2004 Purdue sales force contracts to 550 sales reps

FAMR

2



OxyContin Market Events

- | | | |
|-----|----------------------|--|
| 22. | January 2005 | Duragesic goes generic |
| 23. | February 2005 | Palladone was launched by Purdue Pharma |
| 24. | June 2005 | lvax and Endo launch generic OER (all strengths) |
| 25. | June 2005 | Purdue sales force contracts to 250 sales reps |
| 26. | November 2005 | Watson launches (authorized) generic OER (all strengths) |
| 27. | December 2005 | Teva and Dava/Impax launch generic OER (all strengths) |
| 28. | January 2006 | OxyContin placed on most Medicare Part D plans |
| 29. | February 2006 | Purdue Pharma wins Patent appeal |
| 30. | July 2006 | Opana ER launched by Endo |
| 31. | July 2006 | Settlement of product liability insurance coverage litigation |
| 32. | July 2006 | Purdue Pharma voluntarily removes Palladone from the market |
| 33. | August 2006 | Licensing agreement with Endo & Teva regarding OxyContin patent infringement |
| 34. | October 2006 | Agreement in principle to settle WDVA investigation |
| 35. | November 2006 | New strengths of Kadian launched by Alpharma (80 mg) |
| 36. | December 2006 | First mass settlement of product liability claims |
| 37. | February 2007 | Watson (authorized) generic OER ceases production |
| 38. | February 2007 | Avinza sold to King Pharmaceuticals from Ligand |
| 39. | April 2007 | New strengths of Kadian launched by Alpharma (200 mg) |
| 40. | April 2007 | Settlement agreement with Impax |
| 41. | May 2007 | Multistate attorney general settlement |

Redacted

- | | | |
|-----|----------------|--|
| 45. | September 2007 | New strengths of Kadian launched by Alpharma (10 mg) |
|-----|----------------|--|

FAMR

3



OxyContin Market Events

46.	February 2008	OxyContin launches three new strengths (15, 30 & 60 mg)
47.	April 2008	New strengths of Opana ER launched by Endo (7.5, 15 & 30 mg)
Redacted		
49.	December 2008	Actavis acquires Kadian from Alpharma
50.	December 2008	FDA rejects Remoxy NDA from King Pharmaceuticals
51.	December 2008	OxyContin removed from Humana
52.	Q1 2009	Purdue sales force expands to 350 sales reps
53.	January 2009	OxyContin removed from Humana Medicare Part D
54.	February 2009	New strengths of Avinza launched by King Pharmaceuticals (45 & 75 mg)
55.	May 2009	Ryzolt was launched by Purdue Pharma
Redacted		
58.	September 2009	Embeda was launched by King Pharmaceuticals
Redacted		
61.	Q1 2010	Purdue sales force expands to 400 sales reps
Redacted		
63.	April 2010	Approval of OxyContin Reformulation
64.	April 2010	Exalgo was launched by Covidien
65.	April 2010	Kadian patent expired
66.	August 2010	OxyContin Reformulation launched by Purdue Pharma
67.	November 2010	Pfizer to acquire King Pharmaceuticals
68.	November 2010	FDA requests withdrawal of all propoxyphene products (Darvon, Darvocet, and generics containing propoxyphene) due to serious potential heart risks

FAMR

4



NOT UPDATED

OxyContin Market Events

FAMR

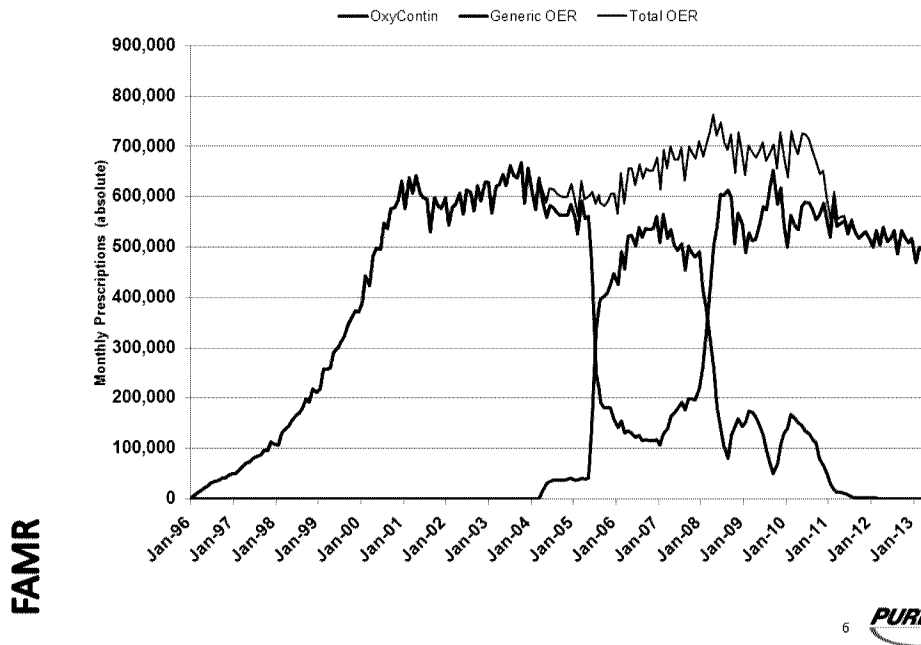
69.	Q1 2011	Purdue sales force expands to 525 sales reps
70.	January 2011	Butrans was launched by Purdue Pharma
71.	January 2011	OxyContin removed from Caremark (SilverScript) Medicare Part D
72.	January 2011	OxyContin removed from Aetna Medicare Part D
73.	January 2011	OxyContin removed from Wellpoint Medicare Part D
74.	March 2011	Embeda was voluntarily recalled by King Pharmaceuticals because a pre-specified stability requirement was not met during routine testing.
Redacted		
76.	June 2011	FDA rejects Remoxy NDA from Pfizer & King Pharmaceuticals
77.	July 2011	Florida law goes into effect that bars most physicians from dispensing controlled substances from their offices
78.	September 2011	Florida starts state monitoring database that tracks retail sales of controlled substances
79.	September 2011	Nucynta ER was launched by Janssen
80.	November 2011	Kadian generics are available
81.	November 2011	OxyContin added back to Caremark (SilverScript) Medicare Part D
82.	January 2012	Endo Pharmaceuticals temporarily suspends production of several products due to errors in the packaging of the tablets. Products include: Opana (Endo), Opana ER (Endo), Percodan, Endocet, Oxymorphone (Endo), Percocet, Zydane, Endodan, Morphine
83.	January 2012	National Sales Meeting
84.	January 2012	"Individualize the Dose" campaign introduced with refined messages focused specifically on Managed Care coverage and the Savings Card Program
85.	January 2012	OxyContin received 20 primary call details
86.	February 2012	The Regence Group with 1.5M commercial lives moved OxyContin from Tier 3 unrestricted to Tier 3 with a Prior Auth.
87.	March 2012	5% price increase for OxyContin
88.	March 2012	Relay Health eVoucher Program was initiated

5



EVENT POINTS NEED TO BE PLOTTED

Monthly OER Prescriptions Since Launch
January 1996 - June 2013

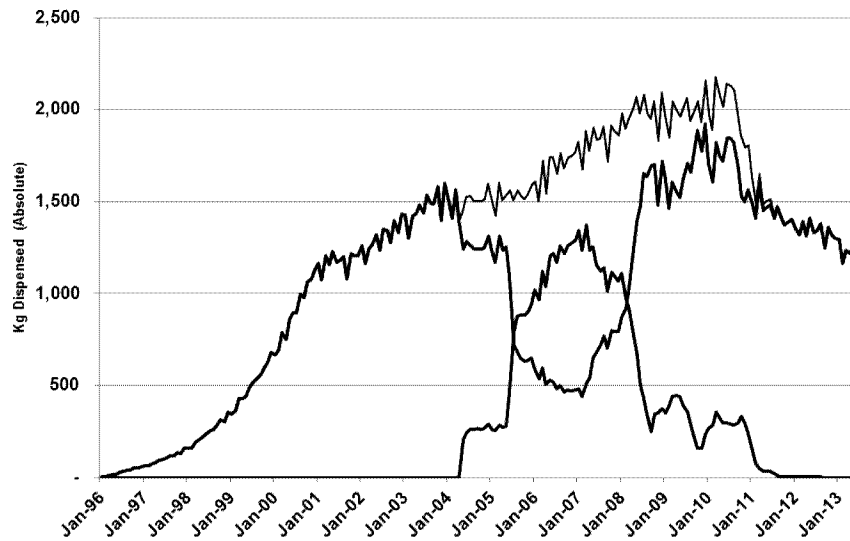


EVENT POINTS NEED TO BE PLOTTED

Monthly OER Kg Dispensed Since Launch

January 1996 - June 2013

—OxyContin —Generic OER —Total OER

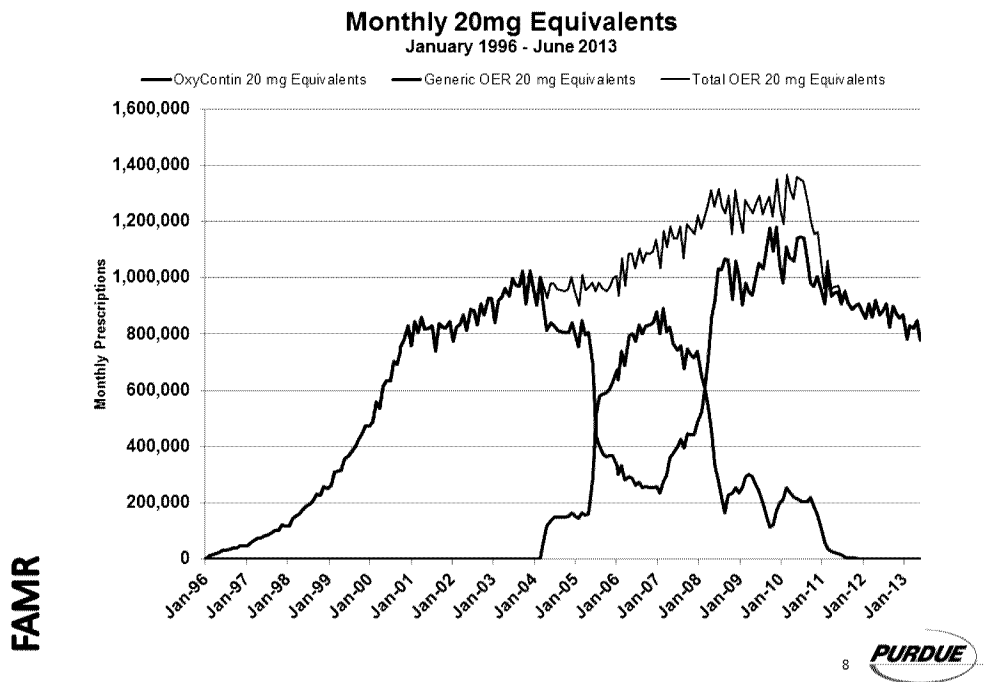


FAMR

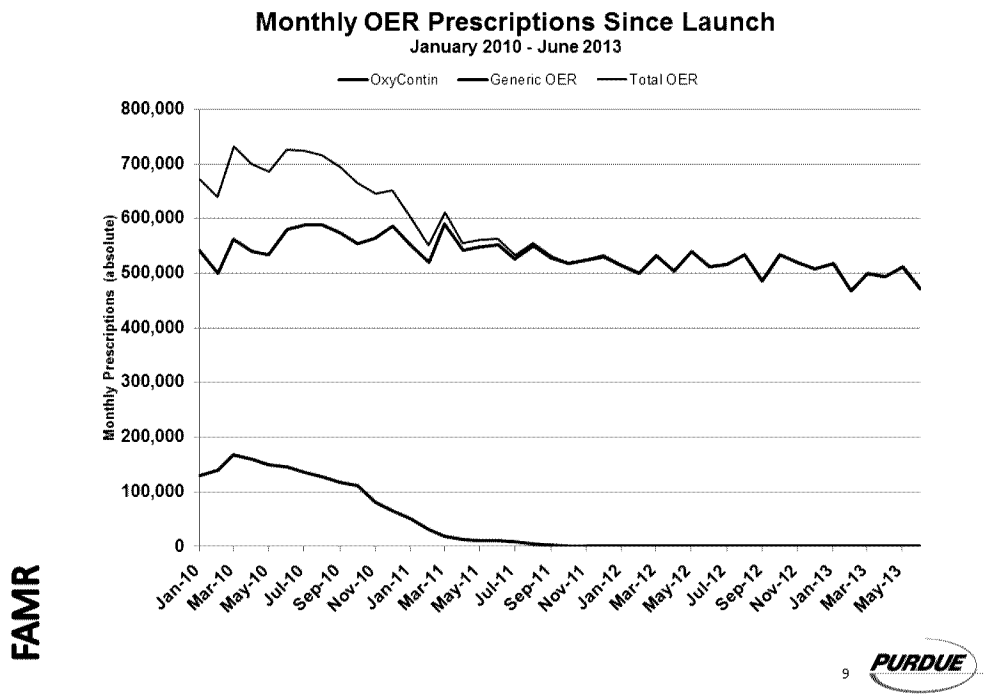


7

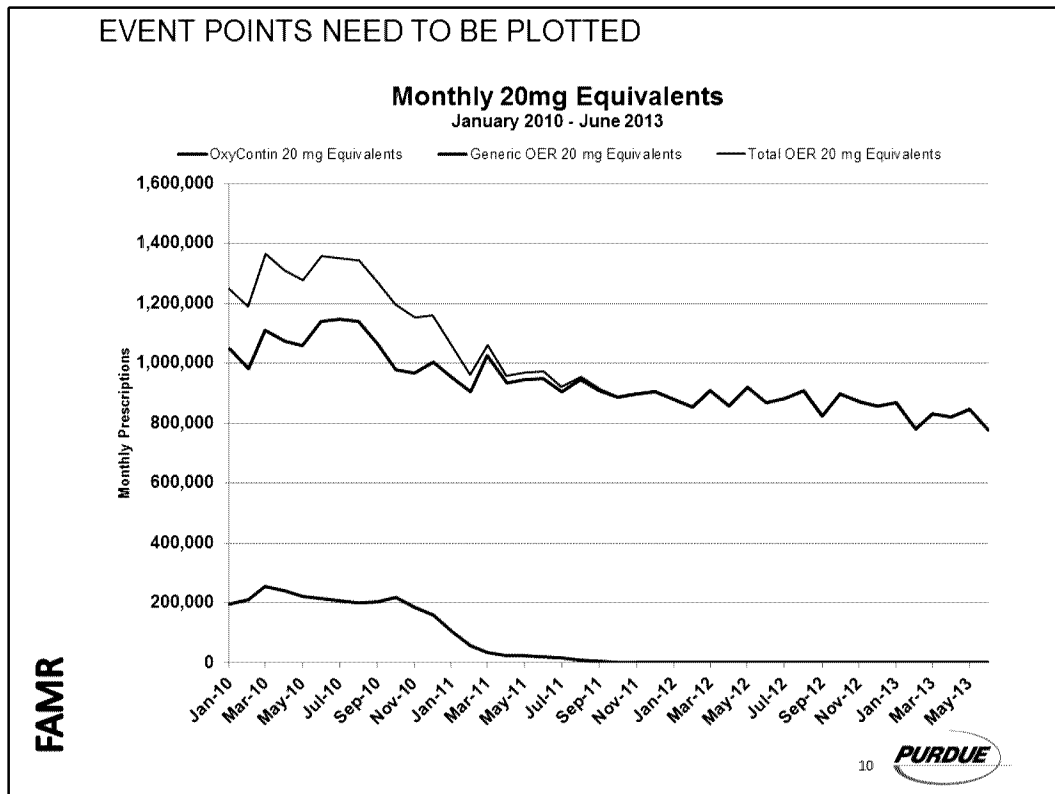
EVENT POINTS NEED TO BE PLOTTED



EVENT POINTS NEED TO BE PLOTTED



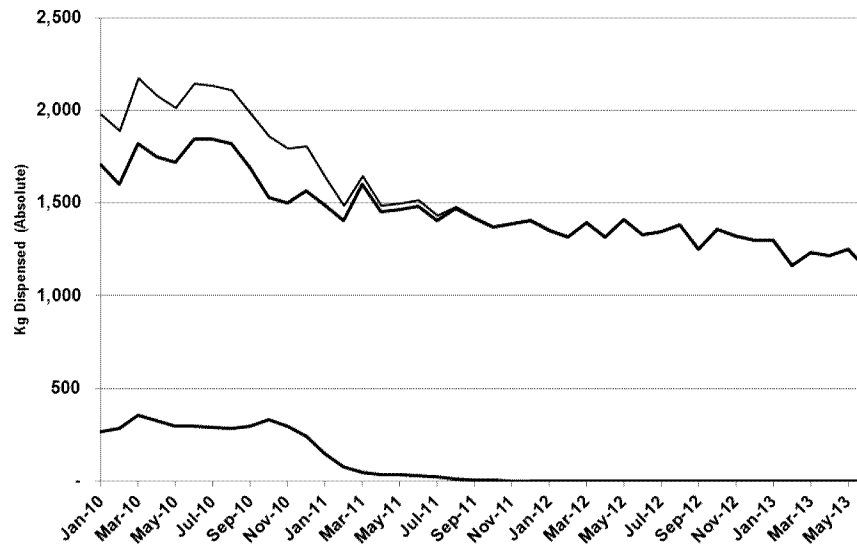
EVENT POINTS NEED TO BE PLOTTED



EVENT POINTS NEED TO BE PLOTTED

Monthly OER Kg Dispensed Since Launch January 2010 - June 2013

— OxyContin — Generic OER — Total OER



FAMIR